

# Code smells detection and visualization

## A systematic literature review

José Pereira dos Reis · Fernando Brito e Abreu · Glauco de Figueiredo Carneiro ·  
Craig Anslow

Received: date / Accepted: date

### Abstract

*Context:* Code smells tend to compromise software quality and also demand more effort by developers to maintain and evolve the application throughout its life-cycle. They have long been catalogued with corresponding mitigating solutions called refactoring operations. Researchers have argued that due to the subjectiveness of the code smells detection process, proposing an effective use of automatic support for this end is a non trivial task.

*Objective:* This Systematic Literature Review (SLR) has a twofold goal: the first is to identify the main code smells detection techniques and tools discussed in the literature, and the second is to analyze to which extent visual techniques have been applied to support the former.

*Method:* Over eighty primary studies indexed in major scientific repositories were identified by our search string in this SLR. Then, following existing best practices for secondary studies, we applied inclusion/exclusion criteria to select the most relevant works, extract their features and classify them.

*Results:* We found that the most commonly used approaches to code smells detection are search-based (30.1%), metric-based (24.1%), and symptom-based approaches (19.3%). Most of the studies (83.1%) use open-source software, with

the Java language occupying the first position (77.1%). In terms of code smells, *God Class* (51.8%), *Feature Envy* (33.7%), and *Long Method* (26.5%) are the most covered ones. Machine learning (ML) techniques are used in 35% of the studies, with genetic programming, decision tree, support vector machines (SVM) and association rules being the most used algorithms. Around 80% of the studies only detect code smells, without providing visualization techniques. In visualization-based approaches several methods are used, such as: city metaphors, 3D visualization techniques, interactive ambient visualization, polymetric views, or graph models.

*Conclusions:* This paper presents an up-to-date review on the state-of-the-art techniques and tools used for code smells detection and visualization. We confirm that the detection of code smells is a non trivial task, and there is still a lot of work to be done in terms of: reducing the subjectivity associated with the definition and detection of code smells; increasing the diversity of detected code smells and of supported programming languages; constructing and sharing oracles and datasets to facilitate the replication of code smells detection and visualization techniques validation experiments.

**Keywords** systematic literature review · code smells · code smells detection · code smells visualization · software quality · software maintenance

---

José Pereira dos Reis  
Iscte - Instituto Universitário de Lisboa, ISTAR-Iscte, Lisboa, Portugal  
E-mail: jvprs@iscte-iul.pt

Fernando Brito e Abreu  
Iscte - Instituto Universitário de Lisboa, ISTAR-Iscte, Lisboa, Portugal  
E-mail: fba@iscte-iul.pt

Glauco de Figueiredo Carneiro  
Universidade Salvador (UNIFACS), Salvador, Bahia, Brazil  
E-mail: glauco.carneiro@unifacs.br

Craig Anslow  
Victoria University of Wellington, Kelburn, New Zealand  
E-mail: craig@ecs.vuw.ac.nz

## 1 Introduction

Software maintenance has historically been the Achilles' heel of the software life cycle [1]. Maintenance activities can be seen as gradual improvements to a software system aimed at adding or modifying certain features or correcting some design defects and fixing some bugs. Maintenance activities, such as design enhancement, bug fixing, adding features and

modifications can cost up to 80% of total software development costs [52]. Code smells (CS), also called “bad smells”, are associated with symptoms of software maintainability problems [58]. They also lead to the infringement of basic principles of software design and have a detrimental influence on its future efficiency. Those design vulnerabilities can slow down the evolution of software (e.g., due to code misunderstanding) or increase the likelihood of future bugs or failures. In this context, the detection of CS or anti-patterns (undesirable patterns, said to be recipes for disaster [7]) is a topic of special interest, since it prevents code misunderstanding and mitigates potential maintenance difficulties. According to the authors of [50], there is a subtle difference between a CS and an anti-pattern: the former is a kind of warning for the presence of the latter. Nevertheless, in the remaining paper, we will not explore that slight difference and only refer to the CS concept.

Code smells have been catalogued. The most widely used catalog was compiled by Martin Fowler [18], and describes 22 CS. Other researchers, such as van Emden and Moonen [13], have subsequently proposed more CS. In recent years, CS have been cataloged for other object-oriented programming languages, such as Matlab [19], Python [11] and Java Android-specific CS [43, 24], which confirms the increasing recognition of their importance.

Manual CS detection requires code inspection and human judgment, and is therefore unfeasible for large software systems. Furthermore, CS detection is influenced (and hampered) by the subjectivity of their definition, as reported by Mantyla et al [33], based on the results of experimental studies. They observed that the degree of agreement in the evaluation of CS was high for the simplest CS, but when developers evaluated more complex CS such as *Lazy Class* and *Middle Man*, the degree of agreement was lower. The main reason reported for this was the lack of knowledge about more complex CS, because the more complex CS naturally require a better understanding of the code. In other words, they suggested that experience may mitigate the subjectivity issue and indeed they observed that experienced developers reported more complex CS than novices did. However, they also concluded that the CS’ commonsense detection rules expressed in natural language can also cause misinterpretation.

Automated CS detection, mainly in object-oriented systems, involves the use of source code analysis techniques, often metrics-based [32]. Despite research efforts dedicated to this topic in recent years, the availability of automatic detection tools for practitioners is still scarce, especially when compared to the number of existing detection methods (see section 4.7).

Many researchers proposed CS detection techniques. However, most studies are only targeted to a small range of existent CS, namely *God Class*, *Long Method* and *Feature Envy*. Moreover, only a few studies are related with the application

of calibration techniques in CS detection (see section 4.5 and 4.7).

Considering the diversity of existing techniques for CS detection, it is important to group the different approaches into categories for a better understanding of the type of technique used. Thus, we will classify the existing approaches into seven broad categories, based on the classification presented by Kessentini et al. [25]: manual approaches, metric-based approaches, symptom-based approaches, search-based approaches, probabilistic approaches, cooperative-based approaches and visualization-based approaches.

A factor that exacerbates the complexity of CS detection is that practitioners have to reason at different abstraction levels: some CS are found at the class level, others at the method level and even others encompass both method and class levels simultaneously (e.g. *Feature Envy*). This means that once a CS is detected, its extension / impact must be conveyed to the developer, to allow him to take appropriate action (e.g. a refactoring operation). For instance, the representation of a *Long Method* (circumvented to a single method) will be rather different from that of a *Shotgun Surgery* that can spread across a myriad of classes and methods. Therefore, besides the availability of appropriate CS detectors, we need suggestive and customized CS visualization features, to help practitioners understand their manifestation. Nevertheless, there are only a few primary studies aimed at CS visualization.

We classify CS visualization techniques in two categories: (i) the detection is done through a non-visual approach, the visualization being performed to show CS location in the code itself, (ii) the detection is performed through a visual approach. In this Systematic Literature Review (SLR) we approach those two categories.

Most of the proposed CS visualization techniques show them inside the code itself. For certain systems, this technique works, but it is too meticulous for a global refactoring strategy, especially when working with large legacy systems. Therefore, a more macro approach is needed to present CS in a more aggregated form, without losing information. There are few primary studies in that direction.

Summing up, the main objectives for this review are:

- What are the main techniques for the detection of CS and their respective effectiveness reported in the literature?
- What are the visual approaches and techniques reported in the literature to represent CS and therefore support practitioners to identify their manifestation?

The rest of this paper is organized as follows. Section 2 describes the differences between this SLR and related ones. The subsequent section outlines the adopted research methodology (section 3). Then, SLR results and corresponding analyses are presented (section 4). The answers to the Research Questions (RQ) are discussed in section 5, and the

concluding remarks, as well as scope for future research, are presented in section 6.

## 2 Related work

We will present the related work in chronological order.

Zhang et al. [60] presented a systematic review on CS, where more than 300 papers published from 2000 to 2009 in the main journals from IEEE, ACM, Springer and other publishers were investigated. After applying the selection criteria, the 39 most relevant ones were analyzed in detail. The authors revealed that *Duplicated Code* is the most widely studied CS. The authors' results indicate that most studies focus on the development of methods and tools for the automatic detection of CS, with few studies reporting the impact that CS have and therefore a phenomenon that was far from being fully understood.

A vast literature review was conducted by Rattan et al. [45] to study software clones (aka *Duplicate Code*) in general and software clone detection in particular. The research was focused on a systematic set of 213 papers published in 11 leading journals and 37 premier conferences and workshops out of a total of 2039 articles. An empirical assessment of clone detection tools/techniques is provided. Clone management, its benefits, and cross cutting nature is reported. A variety of studies involving nine different types of clones are presented, as well as thirteen intermediate representations and 24 match detection techniques. In conclusion, the authors call for a better understanding of the possible advantages of software clone management and recognize the need for semantic and model clone detection techniques to be developed.

Rasool and Arshad [44] presented a review on various detection tools and techniques for mining CS. They use the classification presented by Kessentini et al. [25] to classify the CS detection techniques presented in the various papers and compare the various approaches based on their key characteristics. They also analyze the results of the techniques and tools present in the review studies, and presented a critical analysis, where the limitations for the different tools are identified. The authors concluded, for example, that there is still no consensual definition of CS definitions in the research community, and that there is a lack of systems to serve as a reference standard for the evaluation of existing techniques.

Al Dallal [2] performed an SLR that identifies and analyzes techniques that identify opportunities for refactoring object-oriented code. 47 studies were analyzed and some of the most important conclusions reached by the authors were: the most frequent refactoring activities are Extract Method, Move Method, and Extract Class; the most used approach in identifying refactoring opportunities is quality metrics-oriented; open-source systems are the most used to validate

researchers' results, the most used being JHotDraw, and the dominant programming language in datasets is Java.

Fernandes et al. [15] presented the findings of a SLR on CS detection tools. They found in the literature a reference to 84 tools, but only 29 of them were available online for download. These 84 tools use at least six different detection techniques to detect a total of 61 CS. The dominant programming languages in tool development and for CS detection are Java, C, and C++. In a second phase of the SLR, the authors present a comparative study of four detection tools concerning two CS: *Long Method* and *Large Class*. The findings show that the results obtained by the tools are redundant for the same CS. Finally, this SLR concluded that the three CS most detected by the tools are the *Long Method*, *Large Class*, and *Duplicated Code*.

Singh and Kaur [50] published a SLR on refactoring with respect to CS. Although the title appears to focus on refactoring, different types of techniques for identifying CS and antipatterns are discussed in depth. The authors claim that this work is an extension of the one published in [2]. They found 1053 papers in the first stage, which were reduced to 325 based on the paper title. Then, based on the abstract, they trimmed down that number to 267. Finally, a set of 238 papers was selected after applying inclusion and exclusion criteria. This SLR includes primary studies from the early ages of digital libraries till September 2015. Some conclusions regarding detection approaches were that 28.15% of researchers applied automated detection approaches to discover the CS, while empirical studies are used by a total of 26.89% of researchers. The authors also pointed out that Apache Xerces, JFreeChart and ArgoUML are among the most targeted systems that, for obvious reasons, are usually open source. They also reckon that *God Class* and *Feature Envy* are the most recurrently detected CS.

Gupta et al. [20] performed a SLR based on publications from 1999 to 2016 and 60 papers, screened out of 854, are deeply analyzed. The objectives of this SLR were to provide an overview of the investigation carried out in the area of CS, identify the techniques used in the detection and find out which CS are the most detected in the various detection approaches. The authors of this SLR concluded that the *Duplicate Code* was the most used CS in papers, the impact of CS is poorly studied, the majority of papers focus on the study of detection techniques and tools, and a significant inverse correlation between detection techniques and CS has been performed on the basis of CS. They also identified four CS from Fowler's catalog, whose detection is not reported in the literature: *Inappropriate Intimacy*, *Primitive Obsession*, *Comments* and *Incomplete Library Class*.

Alkharabsheh et al. [3] performed a systematic mapping study where they analyzed studies published between 2000 and 2017, in a total of 395 articles, published in journals, proceedings, and book chapters, in the area of Design Smell

Detection. The main conclusions of this SLR point to the need to standardize the concepts, requiring greater collaboration between international research teams; there is no correlation between detection techniques and efficiency of results, and all automatic detection tools always produce a binary detection result (having the CS or not); the non-existence of a CS corpus common to several detection tools is also a significant problem; it is complicated to compare the results of different techniques due to the absence of benchmarks, and the homogeneity in the performance of the indicators is low; another important finding is the detection of CS positively influences the quality of the code.

Santos et al. [48] investigated the effect of CS on software development, the *CS effect*. They reached three main results: it is necessary to study more the effects of CS in software development because there is still a lack of understanding of these effects; in the systematic review of the 67 papers, there was no strong evidence of the correlation between CS and the effort to maintain the software; due to the low agreement on the detection of CS, manual evaluation of CS should not be trusted. Finally, the authors make suggestions to improve knowledge of the effects of CS: improving the factors that influence the human perception of CS, e.g., practitioners' experience; perform a better classification of CS according to their relevant characteristics.

Sabir et al. [47] Aims to identify the similarities and differences in the identification of CS in object-oriented (OO) and service-oriented (SO). Thus, in the SLR, they investigated the main techniques used to detect CS in different paradigms of software engineering from OO to SO. They performed a SLR based on publications from January 2000 to December 2017 and selected 78 papers. The authors concluded that: the most used CS in the literature are *Feature Envy*, *God Class*, *Blob*, and *Data Class*, on the opposite are CS as the *yo-yo problem*, *intensive coupling*, *unnamed coupling*, and *interface bloat*, less used in the literature; Mainly two techniques in the detection of smells are used in the literature static source code analysis and dynamic source code analysis based on dynamic threshold adaptation, e.g., using a genetic algorithm, instead of fixed thresholds for smell detection.

The SLR proposed by Azeem et al. [4] investigated the usage of machine learning approaches in the field of CS between 2000 and 2017. Of the 2456 papers initially obtained, only 15 used machine learning approaches. The study of the 15 papers was conducted from four different perspectives: (i) CS considered, (ii) setup of ML approaches, (iii) design of the evaluation strategies, and (iv) a meta-analysis on the performance achieved by the models proposed so far. The authors concluded that: the most used CS in the literature are *God Class*, *Long Method*, *Functional Decomposition*, and *Spaghetti Code*; The most widely used machine learning algorithms in CS detection are Decision Trees and Support

Vector Machines; there are several questions that the research community has not yet answered and that should be focused on in the future, e.g., tools to capture the severity of CS; Finally, they argue that machine learning techniques in CS detection can still be improved.

Kaur [23] examined 74 primary studies focused on CS detection through search-based approaches. The results obtained indicate that there is no benchmark system to compare the results of the different detection approaches, making it difficult to validate the results. The authors carried out an experiment with 2 tools that use a search-based approach (jDeodorant and CodeNose) to compare the detection results. The problems of determining threshold values in metric-based detection techniques are still unknown and unreliable, as well as the detection of CS in large systems. Other findings state that most tools are not publicly available; few authors evaluate their approaches in commercial systems, using essentially open-source systems; Java is the most used programming language, and the most used CS are *Feature Envy*, *Long Method*, *Duplicate Code*, and *Long Parameter List*.

The scope and coverage of the current SLR goes beyond those of aforementioned SLRs, mainly because it also covers the CS visualization aspects. The latter is important to show programmers the scope of detected CSs, so that they decide whether they want to proceed to refactoring or not. A good visualization becomes even more important if one takes into account the subjectivity existing in the definition of CS, which leads to the detection of many false positives.

### 3 Research Methodology

An SLR consists of a sequence of specific and rigorous methodological steps for the purpose of reviewing research literature, reducing bias and enhancing replication [6] and [28]. SLRs rely on well-defined and evaluated review protocols to extract, analyze, and document results, as the stages conveyed in Figure 1. This section describes the methodology applied for the phases of planning, conducting and reporting the review.

#### 3.1 Planning the Review

**Identify the needs for a systematic review.** Search for evidences in the literature regarding the main techniques for CS detection and visualization, in terms of (i) strategies to detect CS, (ii) effectiveness of CS detection techniques, (iii) approaches and techniques for CS visualization.

**The Research Questions.** We aim to answer the following questions, by conducting a methodological review of existing research:

**RQ1.** *Which techniques have been reported in the literature for the detection of CS?* The list of the main techniques

reported in the literature for the detection of CS can provide a comprehensive view for both practitioners and researchers, supporting them to select a technique that best fit their daily activities, as well as highlighting which of them deserve more effort to be analyzed in future experimental studies.

**RQ2.** *What literature has reported on the effectiveness of techniques aiming at detecting CS?* The goal is to compare the techniques among themselves, using parameters such as accuracy, precision and recall, as well as the classification of automatic, semi-automatic or manual.

**RQ3.** *What are the approaches and resources used to visualize CS and therefore support the practitioners to identify CS occurrences?* The visualization of CS occurrences is a key issue for its adoption in the industry, due to the variety of CS, possibilities of location within code (e.g. in methods, classes, among classes), and dimension of the code for a correct identification of the CS.

These three research questions are somehow related to each other. In fact, any detection algorithm after being implemented, should be tested and evaluated to verify its effectiveness, which causes RQ1 and RQ2 to be closely related. RQ3 encompasses two possible situations: i) CS detection is done through visual techniques, and ii) visual approaches are only used for representing CS previously detected with other techniques; therefore, there is also a close relationship between RQ1 and RQ3.

**Publications Time Frame.** We conducted a SLR in journals, conferences papers and book chapters from January 2000 to June 2019.

### 3.2 Conducting the Review

This phase is responsible for executing the review protocol.

**Identification of research.** Based on the research questions, keywords were extracted and used to search the primary study sources. The search string is presented as follows and used the same strategy cited in [10]:

*(“code smell” OR “bad smell”) AND (visualization OR visual OR representation OR identification OR detection) AND (methodology OR approach OR technique OR tool)*

**Selection of primary studies.** The following steps guided the selection of primary studies.

*Stage 1 - Search string results automatically obtained from the engines* - Submission of the search string to the following repositories: ACM Digital Library, IEEE Xplore, ISI Web of Science, Science Direct, Scopus and Springer Link. The justification for the selection of these libraries is their relevance as sources in software engineering [59]. The search was conducted using the specific syntax of each database, considering only the title, keywords, and abstract. The search

was configured in each repository to select only papers carried out within the defined period. The automatic search was complemented by a backward snowballing manual search, following the guidelines of Wohlin [56]. The duplicates were discarded.

*Stage 2 - Read titles & abstracts to identify potentially relevant studies* - Identification of potentially relevant studies, based on the analysis of title and abstract, discarding studies that are clearly irrelevant to the search. If there was any doubt about whether a study should be included or not, it was included for consideration on a later stage.

*Stage 3 - Apply inclusion and exclusion criteria on reading the introduction, methods and conclusion* - Selected studies in previous stages were reviewed, by reading the introduction, methodology section and conclusion. Afterwards, inclusion and exclusion criteria were applied (see Table 1 and Table 2). At this stage, in case of doubt preventing a conclusion, the study was read in its entirety.

Table 1: Inclusion criteria

Criterion	Description
IC1	The publication venue should be a “journal” or “conference proceedings” or “book”.
IC2	The primary study should be written in English.
IC3	The primary work is an empirical study or have “lessons learned” (experience report).
IC4	If several papers report the same study, the latest one will be included.
IC5	The primary work addresses at least one of the research questions.

Table 2: Exclusion criteria

Criterion	Description
EC1	Studies not focused on code smells.
EC2	Short paper (less than 2000 words, excluding numbers) or unavailable in full text.
EC3	Secondary and tertiary studies, editorials/prefaces, readers’ letters, panels, and poster-based short papers.
EC4	Works published outside the selected time frame.
EC5	Code Smells detected in non-object oriented programming languages.

The reliability of the inclusion and exclusion criteria of a publication in the SLR was assessed by applying Fleiss’ Kappa [16]. Fleiss’ Kappa is a statistical measure for assessing the reliability of agreement between a fixed number of raters when classifying items. We used the Kappa statistic [36] to measure the level of agreement between the researchers. Kappa result is based on the number of answers

with the same result for both observers [31]. Its maximum value is 1, when the researchers have almost perfect agreement, and it tends to zero or less when there are no agreement between them (Kappa can range from -1 to +1). The higher the value of Kappa, the stronger the agreement. Table 3 shows the interpretation of this coefficient according to Landis & Koch [31].

Table 3: Interpretation of the Kappa results

Kappa values	Degree of agreement
<0.00	Poor
0.00 - 0.20	Slight
0.21 - 0.40	Fair(Weak)
0.41 - 0.60	Moderate
0.61 - 0.80	Substantial (Good)
0.81 - 1.00	Almost perfect (Very Good)

We asked two seniors researchers to classify, individually, a sample of 31 publications to analyze the degree of agreement in the selection process through the Fleiss' Kappa [16]. The selected sample was the set of the most recent publications (last 2 years) from phase 2. The result of the degree of agreement showed a substantial (good) level of agreement between the two researchers (Kappa = 0.631).

The 102 studies resulting from this phase are listed in Appendix Appendix B..

*Stage 4 - Obtain primary studies and make a critical assessment of them* - A list of primary studies was obtained and later subjected to critical examination using the 8 quality criteria set out in Table 4. Some of these quality criteria were adapted from those proposed by Dyba and Dingsøyr [12]. In the QC1 criterion we evaluated venue quality based on its presence in the CORE rankings portal<sup>1</sup>. In the QC4 criterion, the relevance of the study to the community was evaluated based on the citations present in Google Scholar<sup>2</sup> using the method of Belikov and Belikov [5]. The grading of each of the 8 criteria was done on a dichotomous scale ("YES"=1 or "NO"=0). For each primary study, its quality score was determined by summing up the scores of the answers to all the 8 questions. A given paper satisfies the Quality Assessment criteria if reaches a rating higher (or equal) to 4. Among the 102 papers resulting from stage 3, 19 studies [11, 16, 19, 22, 32, 36, 57, 71, 73, 77, 82, 83, 85,

86, 87, 90, 91, 95, 102] (see Appendix Appendix B.) were excluded because they did not reach the minimum score of 4 (Table 5), while 83 passed the Quality Assessment criteria. All 83 selected studies are listed in Appendix Appendix A. and the details of the application of the quality assessment criteria are presented in Appendix Appendix C..

Table 4: Quality criteria

Criterion	Description
QC1	Is the venue recognized in CORE rankings portal?
QC2	Was the data collected in a way that addressed the research issue?
QC3	Is there a clear statement of findings?
QC4	Is the relevance for research or practice recognized by the community?
QC5	Is there an adequate description of the validation strategy?
QC6	The study contains the required elements to allow replication?
QC7	The evaluation strategies and metrics used are explicitly reported?
QC8	Is a CS visualization technique clearly defined?

Table 5: Number of studies by score obtained after application of the quality assessment criteria

Resulting score	Number of studies	% studies
1	3	2.9%
2	4	3.9%
3	12	11.8%
4	15	14.7%
5	30	29.4%
6	32	31.4%
7	6	5.9%
8	0	0.0%

**Data extraction.** All relevant information on each study was recorded on a spreadsheet. This information was helpful to summarize the data and map it to its source. The following data were extracted from the studies: (i) name and authors; (ii) year; (iii) type of article (journal, conference, book chapter); (iv) name of conference, journal or book; (v) number of Google Scholar citations at the time of writing this paper; (vi) answers to research questions; (vii) answers to quality criteria.

**Data Synthesis.** This synthesis is aimed at grouping findings from the studies in order to: identify the main concepts about CS detection and visual-

<sup>1</sup> <http://www.core.edu.au/>

<sup>2</sup> <https://scholar.google.com/>

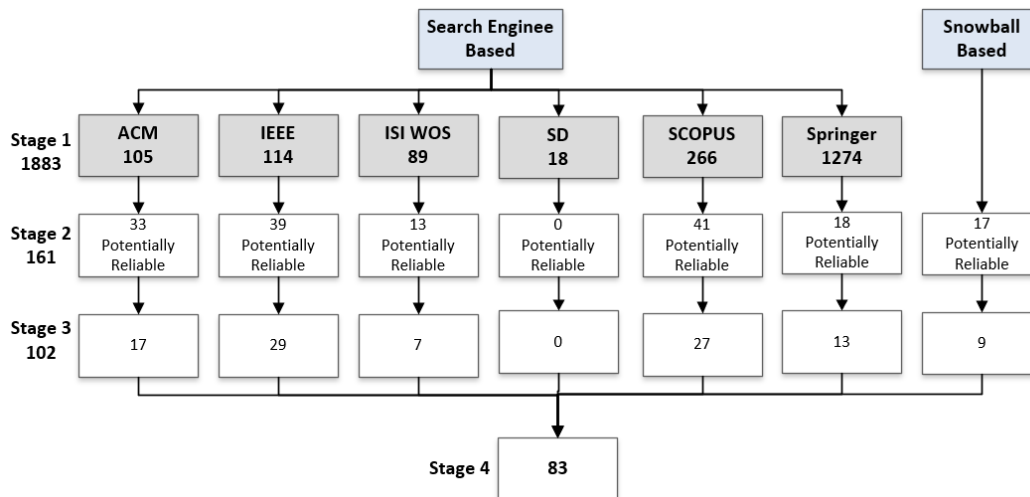


Fig. 1: Stages of the study selection process

ization, conduct a comparative analysis on the characteristics of the study, type of method adopted, and issues regarding three research questions (*RQ1*, *RQ2* and *RQ3*) from each study. Other information was synthesized when necessary. For the data synthesis process, we have used the meta-ethnography method [40] as a guide.

**Conducting the Review.** We started the review with an automatic search followed by a manual search, to identify potentially relevant studies and later applied the inclusion/exclusion criteria and finally the quality criteria. In some search engines we had to adapt the search string, but always keeping its primary meaning and scope. The manual search consisted in studies published in conference proceedings, journals and books, that were included by the authors through backward snowballing in primary studies. These studies were equally analyzed and Figure 1 presents them as 17 studies. We tabulated everything on a spreadsheet so as to facilitate the subsequent phase of identifying potentially relevant studies. Figure 1 presents the results obtained from each electronic database used in the search, which resulted in 1866 articles considering all databases.

**Potentially Relevant Studies.** The results obtained from both the automatic and manual search were included on a single spreadsheet. Papers with identical title, author(s), year and abstract were dis-

carded as redundant. At this stage, we registered an overall of 1883 articles, namely 1866 from the automated search plus 17 from the separate manual search (*Stage 1*). We then read titles and abstracts to identify relevant studies resulting in 161 papers (*Stage 2*). At *Stage 3* we read introduction, methodology and conclusion in each study and then we applied the inclusion and exclusion criteria, resulting in 102 papers. In *Stage 4*, after applying the quality criteria (*QC*) the remaining 83 papers were analysed to answer the three research questions - *RQ1*, *RQ2* and *RQ3*.

#### 4 Results and Analysis

In this section we present the results and the analysis of this SLR, which will allow us to answer the 3 research questions (*RQ1*, *RQ2* and *RQ3*), based on the quality criteria and findings (*F*). In Figure 8 we present a summary of the main findings. Figure 2 shows the relationship between the selected studies and the research questions they answer. In the figure we can see that 72 studies discuss *RQ1* issues, 61 papers address *RQ2* issues, and 17 studies address issues related to *RQ3*. All selected studies are listed in Appendix Appendix A. and referenced as "S" followed by the number of the paper.

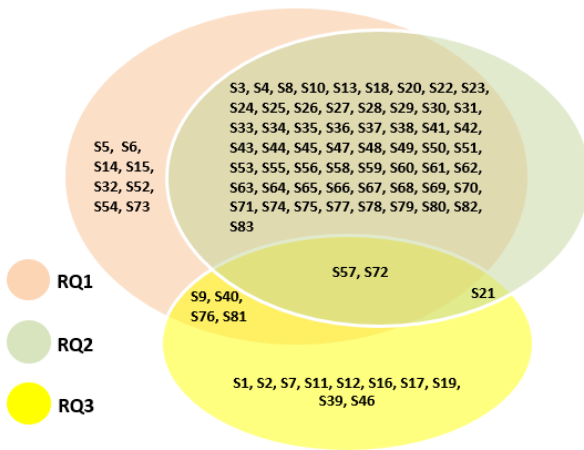


Fig. 2: Selected studies per research question (RQ)

#### 4.1 Overview of studies

The study selection process (Figure 1) resulted in 83 studies selected for data extraction and analysis. Figure 3 presents the temporal distribution of primary studies. Note that 78.3% primary studies have been published after 2009 (last 10 years) and that 2016 and 2018 were the years that had the largest number of studies published. We can conclude that although research in software engineering started several decades ago (since the 1970s), research on CS detection is much more recent, with most papers published in the last decade.

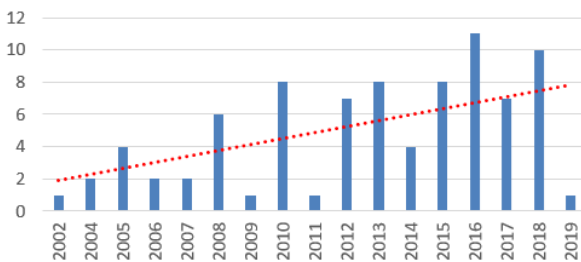


Fig. 3: Trend of publication years

In relation to the type of publication venue (Figure 4), the majority of the studies were published in conference proceedings 76%, followed by journals with 23%, and 1% in books.

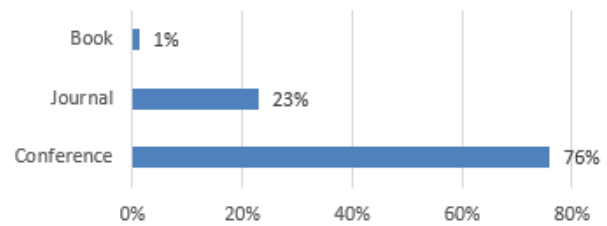


Fig. 4: Type of publication venue

According to Google Scholar citations in September 2019<sup>3</sup>, the top ten studies included in the SLR are shown in Table 6. As can be verified by their respective citation numbers, these studies are indicative of the importance of the issues presented in this SLR and the impact these studies have on the literature. Table 6 also shows a summary of the distribution of the most important studies according to the corresponding RQ. In the following items, we present a summary of the studies, in descending order of the number of citations.

Table 6: Top-ten cited papers, according to Google Scholar

Studies	Cited by	Research Question
S9	964	RQ1 and RQ3
S26	577	RQ1 and RQ2
S3	562	RQ1 and RQ2
S1	423	RQ3
S10	245	RQ1 and RQ2
S4	240	RQ1 and RQ2
S7	184	RQ3
S21	174	RQ1 and RQ2
S45	157	RQ1 and RQ2
S15	156	RQ1 and RQ3

A brief review of each of the top cited paper follows:

**[S9]** - RQ1 and RQ3 are addressed in this paper that got the highest number of citations. It introduces a systematic way of detecting CS by defining detection strategies based in four steps: Step 1: Identify Symptoms; Step 2: Select Metrics; Step 3: Select Filters; Step 4: Compose the Detection Strategy. It describes how to explore quality metrics, set thresholds for these metrics, and create a set of rules to identify CS. Finally, visualization

<sup>3</sup> Data obtained in 22/09/2019



techniques are used to present the detection result, based in several metaphors.

[S26] - The DECOR method for specifying and detecting code and design smells is introduced. Using a consistent vocabulary and domain-specific language to automatically create detection algorithms, this approach enables defining smells at a high level of abstraction. Four design smells are identified by DECOR, namely *Blob*, *Functional Decomposition*, *Spaghetti Code*, and *Swiss Army Knife*, and the algorithms are evaluated in terms of precision and recall. This study addresses RQ1 and RQ2, and is one of the most used studies for validation / comparison of results in terms of accuracy and recall of detection algorithms.

[S3] - Issues related to RQ1 and RQ2 are discussed. This paper proposes a mechanism called “detection strategies” for producing a metric-based rules approach to detect CS with detection strategies, implemented in the IPLASMA tool. This method captures deviations from good design principles and consists of defining a list of rules based on metrics and their thresholds for detecting CS.

[S1] - A visualization approach supported by the jCOSMO tool, a CS browser that performs fully automatic detection and visualizes smells in Java source code, is proposed. This study focuses its attention on two CS, related to Java programming language, i.e., *instanceof* and *typecast*. This paper discusses issues related to RQ3.

[S10] - This paper addresses RQ1 and RQ2 and proposes the Java Anomaly Detector (JADET) tool for detecting object usage anomalies in programs. To conclude properties that are almost always fulfilled, JADET uses conceptual analysis, and it lists the failures as anomalies. This approach is based on identifying usage patterns.

[S4] - This paper presents a metric-based heuristic detection approach capable of detecting two CS, namely *Lazy Class* and *Temporary Field*. For a systematic description of CS, the authors propose a model consisting of 3 parts: a CS name, a description of its characteristics, and heuristics for its detection. An empirical study is also reported, to justify the choice of metrics and thresholds for

detecting CS. This paper discusses issues related to RQ1 and RQ2.

[S7] - This paper addresses RQ3 and presents a visualization framework for quality analysis and understanding of large-scale software systems. Programs are represented using metrics. The authors consider that fully automatic approaches are more efficient, but there is no control in context, while manual analysis is inaccurate and time-consuming. As such, they present a semi-automatic approach, which they claim is a good compromise between the two.

[S21] - This paper proposes an approach based on Bayesian Belief Networks (BBN) to identify and detect CS in applications. This approach implements the detection rules defined in DECOR [S26] and manages the uncertainty of the detection through the BBN's. The detection results are presented in the form of a probability that a class has a defect type. This paper discusses issues related to RQ1 and RQ2.

[S45] - This paper addresses RQ1 and RQ2, and proposes an approach called HIST (Historical Information for Smell deTectioN) to detect five different CS (*Divergent Change*, *Shotgun Surgery*, *Parallel Inheritance*, *Feature Envy*, and *Blob*). HIST explores change history information mined from versioning systems to detect CS, by analyzing co-changes among source code artifacts over time.

[S15] - This last paper in the top ten most cited ones addresses RQ1 and RQ3. It presents an Eclipse plug-in (JDeodorant) that automatically identifies Type-Checking CS in Java source code, and allows their elimination by applying appropriate refactorings. JDeodorant is one of the most used tools for validation / comparison of results in terms of accuracy and recall of detection algorithms.

#### 4.2 Approach for CS detection (F1)

The first finding to be analyzed is the approach applied to detect CS, that is, the steps required to accomplish the detection process. For example, in the metric-based approach [32], we need to know the set of source code metrics and corresponding thresholds for the target CS.

Considering the diversity of existing techniques for CS detection, it is important to group the different approaches into categories for a better understanding of the type of technique used. Thus, we will classify the existing approaches for CS detection into seven (7) broad categories, according to the classification presented by Kessentini et al. [25]: metric-based approaches, search-based approaches, symptom-based approaches, visualization-based approaches, probabilistic approaches, cooperative-based approaches and manual approaches.

Classifying studies in one of the seven categories is not an easy task because some studies use intermediate techniques for their final technique. For example, several studies classified as symptom-based approaches use symptoms to describe CS, although detection is performed through a metric-based approach.

Table 7 shows the classification of the studies in the seven broad categories. The most used approaches are search-based, metric-based, and symptom-based, being used in 30.1%, 24.1% and 19.3% of the studies, respectively. The least used approaches are the cooperative-based and the manual ones, each being used in only one of the selected studies.

#### 4.2.1 Search-based approaches

Search-based approaches are influenced by contributions in the domain of Search-Based Software Engineering (SBSE). SBSE uses search-based methods to solve problems of software engineering optimization. Most techniques in this category apply ML algorithms. The main advantage of ML-based approaches is that they are automatic, so they don't require users to have extensive knowledge of the area. However, the success of these techniques depends on the quality of data sets to allow training ML algorithms.

#### 4.2.2 Metric-based approaches

The metric-based approach is the most commonly used. The use of quality metrics to improve the quality of software systems is not a new idea and for more than a decade, metric-based CS detection

Table 7: CS detection approaches used

Approaches	N <sup>o</sup> of studies	% Studies	Studies
Search-Based	25	30.1%	S5,S6,S14,S22,S24,S28,S33,S34,S36,S37,S42,S43,S45,S48,S51,S53,S55,S56,S71,S74,S75,S77,S78,S79,S83
Metric-Based	20	24.1%	S3,S9,S29,S38,S44,S47,S49,S52,S58,S60,S63,S64,S66,S67,S68,S70,S72,S73,S81,S82
Symptom-based	16	19.3%	S4,S8,S13,S15,S20,S23,S26,S30,S31,S32,S52,S57,S59,S61,S62,S69
Visualization-based	12	14.5%	S1,S2,S7,S11,S12,S16,S17,S19,S21,S39,S46,S76
Probabilistic	10	12.0%	S10,S18,S25,S27,S35,S40,S50,S54,S65,S80
Cooperative-based	1	1.2%	S41
Manual	1	1.2%	S52

techniques have been proposed. This approach consists in creating a rule, based on a set of metrics and respective thresholds, to detect each CS.

The main problem with this approach is that there is no consensus on the definition of CS, as such there is no consensus on the standard threshold values for the detection of CS. Finding the best fit threshold values for each metric is complicated because it requires a significant calibration effort [25]. Threshold values are one of the main causes of the discrepancy in the results of different techniques.

#### 4.2.3 Symptom-based approaches

This approach is based on describing CS symptoms, such as class roles and structures, which are then translated into detection algorithms to identify CS. Kessentini et al. [25] defines two main limitations to this approach:

- there exists no consensus in defining symptoms;
- due to the high number of existing CSs, describing their symptoms manually, producing rules and translating these into detection algorithms

can be a very hard work; as a consequence, symptoms-based approaches are considered as slow and inaccurate.

Other authors [44] add more limitations, such as the definition of appropriate threshold values, when converting symptoms into detection rules, requires a great effort of analysis. The accuracy of these approaches is poor due to the various interpretations of the same symptoms.

#### 4.2.4 Visualization-based approaches

Visualization-based techniques usually consist of a semi-automated process to support developers in the identification of CS. The data visually represented to this end is mainly enriched with metrics (metric-based approach) throughout specific visual metaphors.

This approach has the advantage of using visual metaphors, which reduces the complexity of dealing with a large amount of data. The disadvantages are those inherent to human intervention: (i) they require great human expertise, (ii) time-consuming, (iii) human effort, and (iv) error-prone. Thus, these techniques have scalability problems for large systems.

#### 4.2.5 Probabilistic approaches

Probabilistic approaches consist essentially of determining a probability of an event, for example, the probability of a class being a CS. Some techniques consist on the use of BBN, considering the CS detection process as a fuzzy-logic problem or frequent pattern tree.

#### 4.2.6 Cooperative-based approaches

Cooperative-based CS techniques are primarily aimed at improving accuracy and performance in CS detection. This is achieved by performing various activities cooperatively.

The only study that uses a cooperative approach is Boussaa et al. [S41]. According to the authors, the main idea is to evolve two populations simultaneously, the key idea of this approach is to evolve

two populations in parallel, where the first population through a metric-based approach creates a set of detection rules, maximizing the coverage of a set of CS, while the second population maximizes the number of artificially generated CS that are not covered by the detection rules of the first population [S41].

#### 4.2.7 Manual approaches

Manual techniques are human-centric, tedious, time-consuming, and error prone. These techniques require a great human effort, therefore not effective for detecting CS in large systems. According to the authors of [25], another important issue is that locating CS manually has been described as more a human intuition than an exact science.

The only study that uses a manual approach is [S52], where a catalog for the detection and handling of model smells for MATLAB / Simulink is presented. In this study, 3 types of techniques are used - manual, metric-based, symptom-based - according to the type of smell. The authors note that the detection of certain smells like the *Vague Name* or *Non-optimal Signal Grouping* can only be performed by manual inspection, because of the expressiveness of the natural language.

### 4.3 Dataset availability (F2)

The second finding is whether the underlying dataset is available - a precondition for study replication. When we talk about the dataset, i.e. the oracle, we are considering the software systems where CS and anti-patterns were detected, the type and number of CS and anti-patterns detected, and other data needed for the method used, e.g. if it is a metric-based approach the dataset must have the metrics for each application.

Only 12 studies present the available dataset, providing a link to it, however 2 studies, [S28] and [S32], no longer have the active links. Thus, only 12.0% of the studies (10 out of 83, [S18, S27, S38, S51, S56, S59, S69, S70, S74, S82]) provide the dataset.

Another important feature for defining the dataset is which software systems are used in studies on

which CS detection is performed. The number of software systems used in each study varies widely, and there are studies ranging from only one system to studies using 74 Java software systems and 184 Android apps with source code hosted in open source repositories. Most studies (83.1%) use open source software. Proprietary software is used in 3.6% of studies and the use of the two types, open source and proprietary, is used in 3.6% of studies. It should be noted that 9.7% of studies do not make any reference to the software systems being analysed.

Table 8: Top ten open-source software projects used in the studies

Open-source software	Nº of Studies	% Studies
Apache Xerces	28	33.7%
GanttProject	14	16.9%
ArgoUML	11	13.3%
Apache Ant	10	12.0%
JFreeChart	8	9.6%
Log4J	7	8.4%
Azureus	7	8.4%
Eclipse	7	8.4%
JUnit	5	6.0%
JHotDraw	5	6.0%

Table 8 presents the most used open-source software in the studies, as well as the number of studies where they are used and the overall percentage. Apache Xerces is the most used (33.7% of the studies), followed by GanttProject with 16.9%, ArgoUML with 13.3%, and Apache Ant used in 12.0% of the studies.

#### 4.4 Programming language (F3)

In our research we do not make any restriction regarding the object-oriented programming language that supports the detection of CS. So, we have CS detection in 7 types of languages, in addition to the techniques that are language independent (3 studies) and a study [S66] that is for Android Apps without defining the type of language, as shown in Figure 5

77.1% of the studies (64 out of 83) use Java as a target language for the detection of CS, and therefore this is clearly the most used one. C# is the sec-

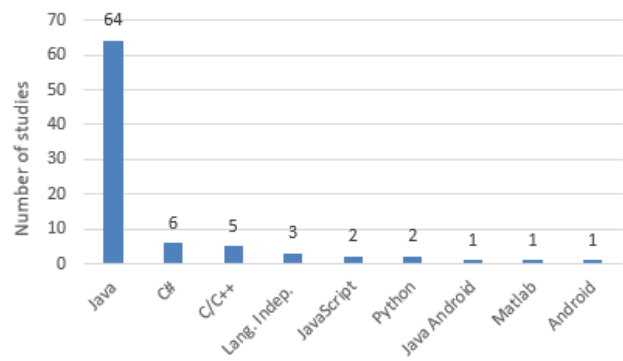


Fig. 5: Programming languages and number of studies that use them

ond most used programming language, with 6 studies (7.2%), the third most used language is C/C++ with 5 studies (6.0%). JavaScript and Python are used in 2 studies (2.4%). Finally, we have 2 languages, MatLab and Java Android, which are used in only 1 study (1.2%). In total we found seven different types of program languages to be used as support for the detection of CS.

In our analysis we found that 3.6% of studies (3 out of 83, [S20, S32, S47]) present language-independent CS detection technique. When we related the studies that are language-independent with the used approach, we found that two of the three studies used Symptom-based and one the Metric-based approach. These results are in line with what was expected, since a symptom-based approach is the most susceptible of being adapted to different programming languages.

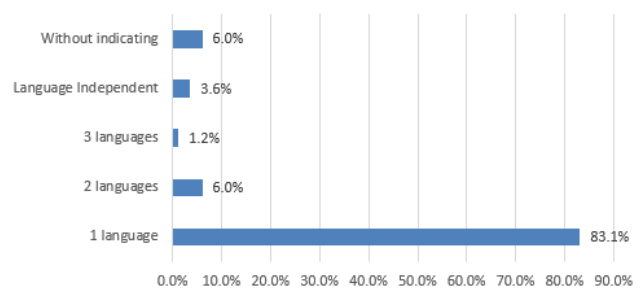


Fig. 6: Number of languages used in each study

Multi-language support for CS detection is also very limited as shown in Figure 6. In addition to the three independent language studies, only [S28],

one study (1.2%) of the 83 analyzed, supports 3 programming languages. Five studies (6.0%, [S3, S9, S12, S15, S57]) detect CS in 2 languages and 69 studies (83.1%) only detect in a one programming language. Five studies (6.0%) explain the detection technique, but do not refer to any language.

When we analyze the 5 studies that do not indicate any programming language, we find that all use a visualization-based approach, i.e., 41.7% (5 out of 12) of studies that use visualization techniques do not indicate any programming language.

#### 4.5 Code smells detected (F4)

Several authors use different names for the same CS, so to simplify the analysis we have grouped the different CS with the same mean into one, for example, *Blob*, *Large Class* and *God Class* were all grouped in *God Class*. The description of CS can be found in Appendix Appendix D..

In Table 9 we can see the CS that are used in more than 3 studies, the number of studies in which they are detected and the respective percentage. As we have already mentioned in subsection 4.4, in this systematic review we do not make any restriction regarding the Object Oriented programming language used. Thus, considering all Object Oriented programming languages 68 different CS are detected, much more than the 22 described by Fowler [18]. *God Class* is the most detected CS, being used in 51.8 % of the studies, followed by *Feature Envy* and *Long Method* with 33.7 % and 26.5 %, respectively.

All 68 CS detected are listed in Appendix Appendix E., as well as the number of studies in which they are detected, their percentage, and the programming languages in which they are detected.

When we analyzed the CS detected in each study, we found that the number is low, with an average of 3.6 CS per study and a mode of 1 CS. Only the study [S57], with a symptom-based approach, detects the 22 CS described by Fowler [18].

Figure 7 shows the number of CS detected by number of studies. We can see that the number of smells most detected is 1 (in 24 studies), 4 smells

Table 9: Code smells detected in more than 3 studies

Code smell	N° of studies	% Studies
God Class (Large Class or Blob)	43	51.8%
Feature Envy	28	33.7%
Long Method	22	26.5%
Data class	18	21.7%
Functional Decomposition	17	20.5%
Spaghetti Code	17	20.5%
Long Parameter List	12	14.5%
Swiss Army Knife	11	13.3%
Refused Bequest	10	12.0%
Shotgun Surgery	10	12.0%
Code clone/Duplicated code	9	10.8%
Lazy Class	8	9.6%
Divergent Change	7	8.4%
Dead Code	4	4.8%
Switch Statement	4	4.8%

are detected in 13 studies and 11 studies detect 3 smells. The detection of 12, 13, 15 and 22 smells is performed in only 1 study. It should be noted that 5 studies do not indicate which CS they detected. It is also important to note that these 5 studies use a visualization-based approach.

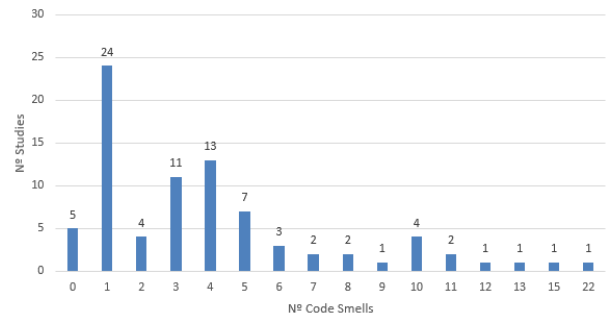


Fig. 7: Number of code smells detected by number of studies

#### 4.6 Machine Learning techniques used (F5)

ML algorithms present many variants and different parameter configurations, making it difficult to compare them. For example, the Support Vector Machines algorithm has variants such as SMO, LibSVM, etc. Decision Trees can use various algorithms such as C5.0, C4.5 (J48), CART, ID3, etc. As algorithms are presented with different details in the studies, for a better understanding of the algorithm used, we classify ML algorithms in their

main category, creating 9 groups as shown in the table 10.

Table 10 shows the ML algorithms, the number of studies using the algorithm and its percentage, as well as the ID of the studies that use the algorithm.

Table 10: ML algorithms used in the studies

ML algorithm	N° of Studies	% Studies	Studies
Genetic Programming	9	10.8%	S31, S41, S43, S45, S58, S64, S66, S70, S79
Decision Tree	8	9.6%	S6, S28, S36, S40, S53, S56, S77, S83
Support Vector Machines (SVM)	6	7.2%	S33, S34, S36, S56, S71, S77
Association Rules	6	7.2%	S36, S42, S50, S54, S56, S77
Bayesian Algorithms	5	6.0%	S18, S27, S36, S56, S77
Random Forest	3	3.6%	S36, S56, S77
Neural Network	2	2.4%	S74, S75
Regression models	1	1.2%	S22
Artificial Immune Systems (AIS)	1	1.2%	S24

From the 83 primary studies analyzed 35% of the studies (29 out of 83, [S6, S18, S22, S24, S27, S28, S31, S33, S34, S36, S40, S41, S42, S43, S45, S50, S53, S54, S56, S58, S64, S66, S70, S71, S74, S75, S77, S79, S83]) use ML techniques in CS detection. Except for 3 studies [S36, S56, S77] where multiple ML algorithms are used, all 26 other studies use only 1 algorithm in the CS detection.

The most widely used algorithms are Genetic algorithms (9 out 83, [S31, S41, S43, S45, S58, S64, S66, S70, S79]) and Decision Trees (8 out 83, [S6, S28, S36, S40, S53, S56, S77, S83]), which are used in 10.8% and 9.6%, respectively, of the analyzed studies. We think that a possible reason why genetic algorithms are the most used algorithm, is because they are used to generate the CS detection rules and to find the best threshold values to be used in the detection rules. Regarding Decision trees, it is due to the easy interpretation of the models, mainly in its variant C4.5 / J48 / C5.0.

The third most used algorithms for ML, used in 7.2% of the studies, are Support Vector Machines (SVM) (6 out 83, [S33, S34, S36, S56, S71, S77]) and association rules (6 out 83, [S36, S42, S50,

S54, S56, S77]) with Apriori and JRip being the most used.

Bayesian Algorithms are the fifth most used algorithm with 6.0% (5 out 83, [S18, S27, S36, S56, S77]).

The other 4 ML algorithms that were also used are Random Forest (in 3 studies), Neural Network (in 2 studies), Regression models (in 1 study) and Artificial Immune Systems (AIS) (in 1 study).

#### 4.7 Evaluation of techniques (F6)

The evaluation of the technique used is an important factor to realize its effectiveness and consequently choose the best technique or tool. The main metrics used to evaluate the techniques are accuracy, precision, recall, F-measure. These 4 metrics are calculated based on true positives (TP), false positives (FP), false negatives (FN), and true negatives (TN) instances of CS detected, according to the following formulas:

- Accuracy =  $(TP + TN) / (TP + FP + FN + TN)$
- Precision =  $TP / (TP + FP)$
- Recall =  $TP / (TP + FN)$
- F-measure =  $2 * (Recall * Precision) / (Recall + Precision)$

In the 83 articles analyzed, 86.7% (72 studies) evaluated the technique used and 13.3% (11 studies) did not evaluate the technique. Table 11 shows the most used evaluation metrics. Precision is the most used with 46 studies (55.4%), followed by recall in 44 studies (53.0%) and F-measure in 17 studies (20.5%). It should be noted that 28 studies (33.7 %) use other metrics for evaluation such as the number of detected defects, Area Under ROC, Standard Error (SE) and Mean Square Error (MSE), Root Mean Squared Prediction Error (RMSPE), Prediction Error (PE), etc.

In the last years the most used metrics in the evaluation are the precision and recall, but until 2010 few studies have evaluations based on these metrics, presenting only the CS detected. When we analyze the evaluations of the different techniques, we verified that the results depend on the applications used to create the oracle and the CS de-

Table 11: Metrics used to evaluate the detection techniques

Metric	N° of studies	% Studies
Precision	46	55.4%
Recall	44	53.0%
F-measure	17	20.5%
Accuracy	10	12.0%
Other	28	33.7%
Without evaluation	11	13.3%

ected, so we have several studies that have chosen to present the means of precision and recall.

Regarding the different approaches used, we can conclude that:

1. in manual approaches and cooperative-based approaches, since we only have one study for each, we cannot draw conclusions;
2. in the visualization-based approaches, most of the evaluations presented are qualitative, and almost half of the studies do not present an evaluation;
3. in relation to the other 4 approaches (probabilistic, metric, symptom-based, and search-based), all present at least one study/technique with 100% recall and precision results.
4. It is difficult to make comparisons between the different techniques, since, except for the studies of the same author(s), all the others have different oracles.

The usual way to build an oracle is to choose a set of software systems (typically open source), choose the CS that you want to detect and ask a group of MSc students (3, 4 or 5 students), supervised by experts (e.g. software engineers), to identify the occurrences of smells in systems. In case of doubt of a candidate to CS, either the expert decides, or the group reaches to a consensus on whether this candidate is or not a smell. As you can see, the creation of an oracle is not an easy task, because it requires a tremendous amount of manual work in the detection of CS, having all the problems of a manual approach (see section 4.2.7) mainly the subjectivity.

For a rigorous comparison of the evaluation of the different techniques, it is necessary to use common datasets and oracles (see section 4.3), which does not happen today.

#### 4.8 Detection tools (F7)

Comparing the results of CS detection tools is important to understand the performance of the techniques associated with the tool and consequently to know which one is the best. It is also important to create tools that allow us to replicate studies.

When we analyzed which studies created a detection tool, we found that 61.4% (51 out of 83) studies developed a tool, as show in table 12.

Table 12: Number of studies that developed a tool and its approach

Approaches	N° studies	N° studies with tool	% Studies in the approach	% Studies in total
Symptom-based	16	13	81.3%	15.7%
Metric-Based	20	13	65.0%	15.7%
Visualization-based	12	10	83.3%	12.0%
Search-Based	25	9	36.0%	10.8%
Probabilistic	10	6	60.0%	7.2%
Cooperative-based	1	0	0.0%	0.0%
Manual	1	0	0.0%	0.0%

The symptom-based and metrics-based approaches are those that present the most tools developed with 15.7% (13 out of 83 studies), follow by Visualization-based with 12.0% (10 out of 83 studies) (see Table 12). On the opposite side, there is the Probabilistic approach where only 7.2% (6 out of 83 studies) present developed tools.

When we analyze the percentage of studies that develop tools within each approach, we find that visualization-based and symptom-based approaches are those that have a greater number of developed tools with 83.3% (10 out of 12 studies) and 81.3% (13 out of 16 studies), respectively (see Table 12).

On the other side, there is the search-based approach where only 36.0% (9 out of 25 studies) present developed tools. In this approach, less than half of the studies present a tool because they chose to use already developed external tools instead of creating new ones. For example, some studies [S34,

S36, S56, S77] use Weka<sup>4</sup> to implement their techniques.

As Rasool and Arshad mentioned in their study [44], it becomes arduous to find common tools that performed experiments on common systems for extracting common smells. Different techniques perform experiments on different systems and present their results in different formats. When analyzing the results of different tools to verify their results, examining the same software packages and CS, we verified a disparity of results [15, 44].

#### 4.9 Thresholds definition (F8)

Threshold values are a very important component in some detection techniques because they are the values that define whether or not a candidate is a CS. Its definition is very complicated and one of the reasons there is so much disparity in the detection results of CS (see section 4.8). Some studies use genetic algorithms to calibrate threshold values as a way of reducing subjectivity in CS detection, e.g. [S70].

Table 13: Number of studies that use thresholds in CS detection

Approaches	N <sup>o</sup> studies	N <sup>o</sup> use thresholds	% Studies in the approach	% Studies in total
Metric-Based	20	15	75.0%	18.1%
Symptom-based	16	11	68.8%	13.3%
Search-Based	25	8	32.0%	9.6%
Probabilistic	10	8	80.0%	9.6%
Visualization-based	12	1	8.3%	1.2%
Cooperative-based	1	1	100.0%	1.2%
Manual	1	0	0.0%	0.0%

A total of 44 papers use thresholds in their detection technique, representing 53.0% of all studies. 47.0% of studies (39 out of 83 studies) did not use thresholds.

Without the Cooperative-based approach (which presents only 1 study), in the total of studies, metric-based and symptom-based approaches are those

<sup>4</sup> Weka is a collection of ML algorithms for data mining tasks ([www.cs.waikato.ac.nz/ml/weka/](http://www.cs.waikato.ac.nz/ml/weka/))

that present the most tools developed with 18.1% (15 out of 83 studies) and 13.3% (11 out of 83 studies), respectively (see Table 13).

When we analyze the number of studies within each approach that uses thresholds, we find that the three approaches that most use thresholds in their detection techniques are Probabilistic with 80% (8 out of 10 studies), Metric-based with 75.0% (15 out of 20 studies), and Symptom-based with 68.8% (11 out of 16 studies). In visualization-based approaches, only one study uses thresholds in their CS detection techniques, as shown in Table 13.

Analyzing the detection techniques, we verified that these results are in line with what was expected, since we found that the probabilistic and metric-based approaches are those that most need to use thresholds. In the probabilistic approaches to define the values of support, confidence and probabilistic decision values. In metric-based approaches, it is essential to define threshold values for the different metrics that compose the rules.

#### 4.10 Validation of techniques (F9)

The validation of a technique is performed by comparing the results obtained by the technique, with the results obtained through another technique with similar objectives. Obviously, both techniques must detect the same CS in the same software systems. The most usual forms of validation are: using the techniques of various existing approaches, such as manuals; use existing tools; comparing the results with those of other published papers.

When we analyze how many studies are validating their technique (see Table 14), we verified that 62.7% (52 out of 83, [S3, S6, S8, S13, S15, S18, S20, S23, S24, S26, S27, S28, S30, S31, S33, S34, S38, S41, S42, S43, S44, S45, S47, S48, S49, S50, S51, S53, S54, S55, S56, S58, S59, S60, S61, S62, S64, S65, S66, S67, S68, S70, S71, S72, S73, S74, S75, S77, S78, S79, S81, S83]) perform validation. In opposition 37.3% (31 out of 83, [S1, S2, S4, S5, S7, S9, S10, S11, S12, S14, S16, S17, S19, S21, S22, S25, S29, S32, S35, S36, S37, S39, S40, S46, S52, S57, S63, S69, S76, S80, S82]) of the studies do not validate the technique.



Table 14: Tools / approach used by the studies for validation

Tool/approach	N <sup>o</sup> of Studies	% Studies	Studies
DECOR	14	26.9%	S18, S24, S27, S30, S31, S42, S43, S45, S48, S50, S51, S59, S62, S79
Manually	14	26.9%	S3, S6, S8, S13, S15, S23, S31, S38, S43, S44, S53, S54, S56, S66
JDeodorant	10	19.2%	S42, S44, S45, S50, S51, S54, S62, S72, S73, S75
iPlasma	8	15.4%	S26, S49, S53, S54, S56, S65, S68, S81
Machine Learning	7	13.5%	S24, S43, S58, S66, S67, S79, S83
Papers	6	11.5%	S41, S51, S60, S61, S74, S77
DETEX	3	5.8%	S33, S34, S71
Incode	3	5.8%	S53, S64, S44
inFusion	3	5.8%	S65, S53, S49
PMD	3	5.8%	S49, S56, S53
BDTEX	2	3.8%	S33, S59
CodePro AnalytiX	2	3.8%	S55, S78
Jtombstone	2	3.8%	S55, S78
Rule Marinescu	2	3.8%	S47, S65
AntiPattern Scanner	1	1.9%	S56
Bellon benchmark	1	1.9%	S15
Checkstyle	1	1.9%	S49
DCPP	1	1.9%	S50
DUM-Tool	1	1.9%	S78
Essere	1	1.9%	S68
Fluid Tool	1	1.9%	S56
HIST	1	1.9%	S42
JADET	1	1.9%	S20
Jmove	1	1.9%	S75
JNNOSE	1	1.9%	S70
Ndepend	1	1.9%	S73
NiCad	1	1.9%	S28
SonarQube	1	1.9%	S50

Considering the differences between techniques and all subjectivity in a technique (see sections 4.9, 4.8, 4.7), we can conclude that it is not easy to perform validations with tools that implement other techniques, even if they have the same goals. Thus, it is not surprising that one of the most common method of validating the results is manually, with a percentage of 26.9% of the studies (14 of the 52 studies doing validation, [S3, S6, S8, S13, S15, S23, S31, S38, S43, S44, S53, S54, S56, S66]), as shown in Table 14.

Some authors as in [S8] claim that, validation was performed manually because only maintainers can assess the presence of defects in design depending on their design choices and in the context, or as in [S23] where validation is performed by independent engineers who assess whether suspicious classes are smells, depending on the contexts of the systems.

Equally with manual validation is the use of the DECOR tool [38], also used in 26.9% of studies (14 out of 52, [S18, S24, S27, S30, S31, S42, S43, S45, S48, S50, S51, S59, S62, S79]), this approach is based on symptoms. DECOR is a tool proposed by Moha et al. [38] which uses domain-specific language to describe CS. They used this language to describe well-known smells, *Blob* (aka *Long Class*), *Functional Decomposition*, *Spaghetti Code*, and *Swiss Army Knife*. They also presented algorithms to parse rules and automatically generate detection algorithms.

The following two tools most used in validation, with 19.2% (10 out of 52 studies) are JDeodorant [17] used for validation of the studies [S42, S44, S45, S50, S51, S54, S62, S72, S73, S75], and iPlasma [34] for the studies [S26, S49, S53, S54, S56, S65, S68, S81]. JDeodorant<sup>5</sup> is a plug-in for eclipse developed by Fokaefs et al. for automatic detection of CS (*God Class*, *Type Check*, *Feature Envy*, *Long Method*) and performs refactoring. iPlasma<sup>6</sup> is a tool that uses a metric-based approach to CS detection developed by Marinescu et al.

Seven studies [S24, S43, S58, S66, S67, S79, S83] compare their results with the results obtained through ML techniques, namely Genetic Programming (GP), BBN, and Support Vector Machines (SVM). The ML techniques represent 13.5% of the studies (7 out of 52) that perform validation.

As we can see in the table 14, where we present the 28 different ways of doing validation, there are still many other tools that are used to validate detection techniques.

<sup>5</sup> <https://users.encs.concordia.ca/nikolaos/jdeodorant/>

<sup>6</sup> <http://loose.utt.ro/iplasma/>

#### 4.11 Replication of the studies (F10)

The replication of a study is an important process in software engineering, and its importance is highlighted by several authors such as Shull et al. [49] and Barbara Kitchenham [27]. According to Shull et al. [49], the replication helps to “*better understand software engineering phenomena and how to improve the practice of software development. One important benefit of replications is that they help mature software engineering knowledge by addressing both internal and external validity problems.*”. The same authors also mention that in terms of external validation, replications help to generalize the results, demonstrating that they do not depend on the specific conditions of the original study. In terms of internal validity, replications also help researchers show the range of conditions under which experimental results hold. These authors still identify two types of replication: exact replications and conceptual replications.

Another author to emphasize the importance of replication is Kitchenham [27], claiming that “replication is a basic component of the scientific method, so it hardly needs to be justified.”

Given the importance of replication, it is important that the studies provide the necessary information to enable replication. Especially in exact replications, where the procedures of an experiment are followed as closely as possible to determine if the same results can be obtained [49]. Thus, our goal is not to perform replications, but to verify that the study has the conditions to be replicated.

According to Carver [8] [9], a replication paper should provide the following information about the original study (at a minimum): Research questions, Participants, Design, Artifacts, Context variables, Summary of results.

This information about the original study is necessary to provide sufficient context to understand replication. Thus, we consider that for a study to be replicated, it must have available this information identified by Carver.

Oracles are extremely important for the replication of CS detection studies. The building of oracles is one of the methods that more subjectiv-

ity causes in some techniques of detection, since they are essentially manual processes, with all the inherent problems (already mentioned in previous topics). As we have seen in section 4.3, only 10 studies present the available dataset, providing a link to it, however 2 studies, [S28] and [S32], no longer have the active links. Thus, only 12.0% of the studies (10 out of 83, [S18, S27, S38, S51, S56, S59, S69, S70, S74, S82]) provide the dataset, and are candidates for replication.

Another of the important information for the replication is the existence of an artifact, it happens that the studies [S70] and [S74] does not present an artifact, therefore it cannot be replicated.

We conclude that only 9.6% of the studies (8 out of 83, [S18, S27, S38, S51, S56, S59, S69, S82]) can be replicated because they provide the information claimed by Carver [8].

It is noteworthy that [S51] makes available on the Internet a replication package composed of Oracles, Change History of the Object systems, Identified Smells, Object systems, Additional Analysis - Evaluating HIST on Cassandra Releases.

#### 4.12 Visualization techniques (F11)

The CS visualization can be approached in two different ways, (i) the CS detection is done through a non-visual approach and the visualization being performed to show the CS in the code, (ii) the CS detection is performed through a visual approach.

Regarding the first approach, the visualization is only to show previously detected CS, by a non-visualization approach, we found 5 studies [S9, S40, S57, S72, S81], corresponding to 6.0% of the studies analyzed in this SLR. Thus, we can conclude that most studies are only dedicated to detecting CS, but do not pay much attention to visualization. Most of the proposed CS visualization shows the CS inside the code itself. This approach works for some systems, but when we are in the presence of large legacy systems, it is too detailed for a global refactoring strategy. Thus, a more macro approach is required, without losing detail, to present CS in a more aggregated form.

In relation to the second approach, where a visualization-based approach is used to detect CS, it represents 14.5% of the studies (12 out of 83, [S1, S2, S7, S11, S12, S16, S17, S19, S21, S39, S46, S76]). One of the problems pointed to the visualization-based approach is the scalability for large systems, since this type of approach is semi-automatic, requiring human intervention. In relation to this aspect, we found only 3 studies [S7, S17, S16] with solutions dedicated to large systems.

Most studies do a visualization showing the system structure in packages, classes, and methods, but it is not enough, it is necessary to adapt the views according to the type of CS, and this is still not generalized. The focus must be the CS and not the software structure, for example, it is not necessary to show the parts of the software where there are no smells, since it is only adding data to the views, complicating them without adding information.

Combining the two types of approaches, we conclude that 20.5% of the studies (17 out of 83) use some kind of visualization in their approach.

As for code smells coverage, the *Duplicated Code* CS (aka *Code Clones*) is definitely the one more where visualization techniques have been applied more intensively. Recall from Section 2 that Zhang et al. [60] systematic review on CS revealed that *Duplicated Code* is the most widely studied CS. Also in that section, we referred to Fernandes et al. [15] systematic review that concluded that *Duplicated Code* was among the top-three CS detected by tools, due to its importance. The application of visualization to the *Duplicated Code* CS ranges from 2D techniques (e.g. dot plots / scatterplots, wheel views / chord diagrams, and other graph-based and polymetric view-based ones) to more sophisticated techniques, such as those based on 3D metaphors and virtual reality. A comprehensive mapping study on the topic of *Duplicated Code* visualization has just been published [22].

## 5 Discussion

We now address our research questions, starting by discussing what we found for each of the research questions, mainly the benefits and limitations of evidence of these findings. The mind map in Figure 8 provides a summary of main findings. Finally, we discuss the validation and limitations of this systematic review.

### 5.1 Research Questions (RQ)

This subsection aims to discuss the answers to the three research questions and how the findings and selected documents addressed these issues. In figure 2 we show the selected studies and the respective research questions they focus on. Regarding how findings (**F**) interrelate with research questions, findings F1, F2, F3, F4, F5 support the answer of RQ1, findings F5, F6, F7, F8, F9, F10, support the answer of RQ2, and, finally, F11 supports the answer of RQ3 (see figure 9).

**RQ1.** *Which techniques have been reported in the literature for the detection of CS?*

To answer this research question, we classified the detection techniques in seven categories, following the classification presented in Kessentini et al. [25] (see F1, subsection 4.2). The search-based approach is applied in 30.1% studies. These types of approaches are inspired by contributions in the domain of Search-Based Software Engineering (SBSE) and most techniques in this category apply ML algorithms, with special incidence in the algorithms of genetic programming, decision tree, and association rules. The second most used approach is the metric-based applied in 24.1% studies. The metric-based approach consists in the use of rules based on a set of metrics and respective thresholds to detect specific CS. The third most used approach, with 19.3% of studies, is symptom-based approach. It consists of techniques that describe the symptoms of CS and later translate these symptoms into detection algorithms.

Regarding datasets (see F2, subsection 4.3), more specifically the oracles used by the different techniques, we conclude that only 10 studies

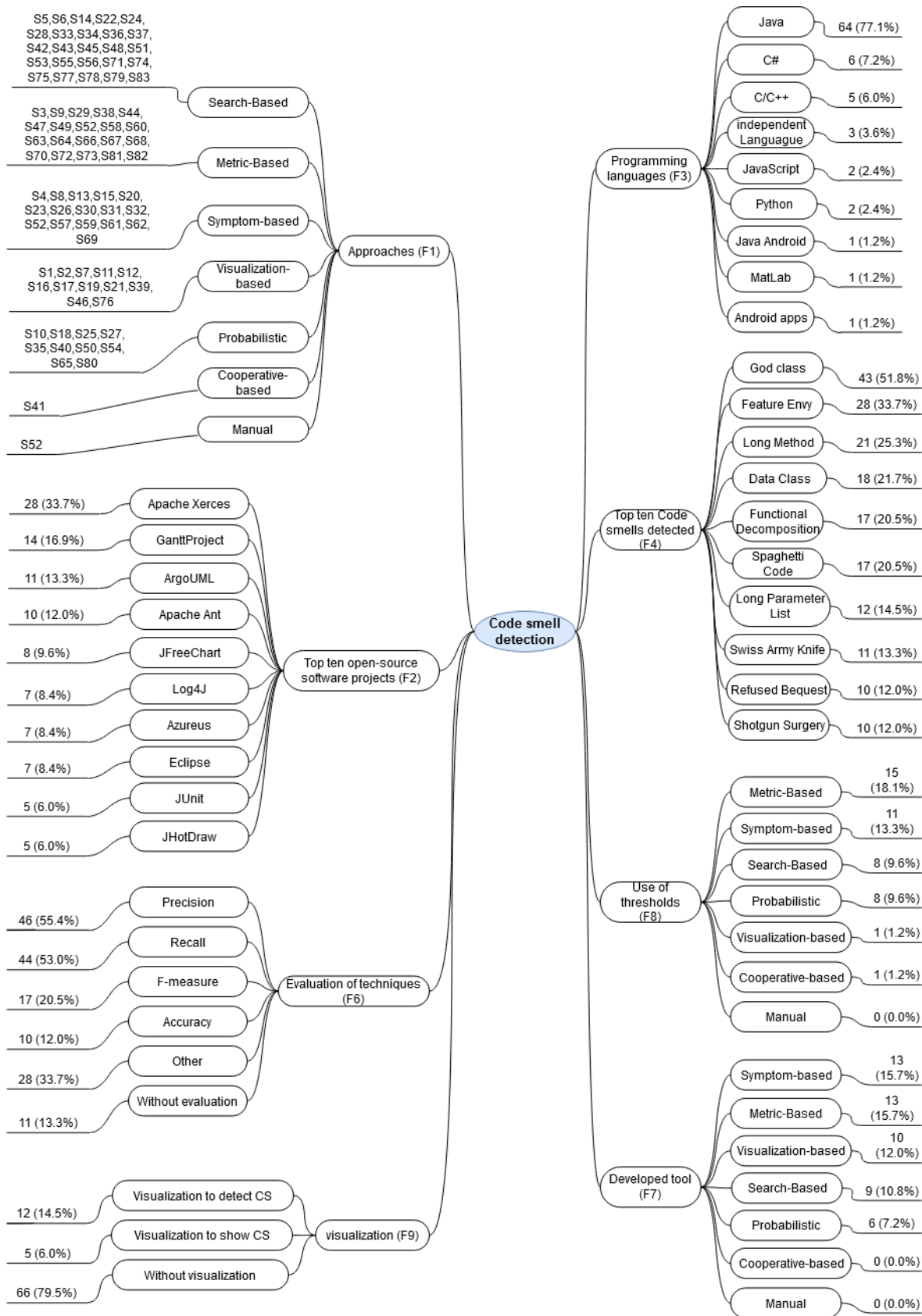


Fig. 8: Summary of main findings

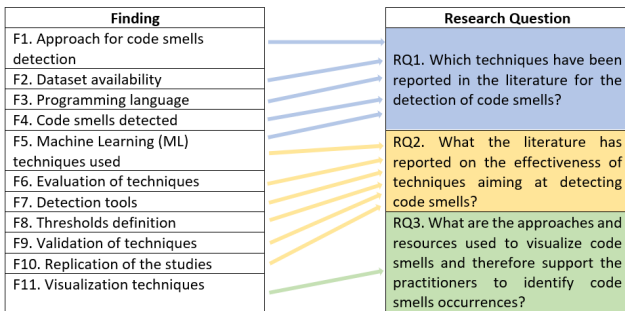


Fig. 9: Relations between findings and research questions

(12.0% of studies) provide the same. Most studies, 83.1%, use open-source software, the most used systems being Apache Xerces (33.7% of studies), GanttProject (16.9%), followed by ArgoUML with 13.3%.

Java is used in 64 studies, i.e. 77.1% of the studies use Java as a support language for the detection of CS. C# and C++ are the other two most commonly used programming languages that support CS detection, being used in 7.2% and 6.0% of studies respectively (see F3, subsection 4.4). Multi-language support for code detection is also very limited, with the majority (83.1%) of the studies analyzed supporting only one language. The maximum number of supported languages is three, being reported exclusively in [S28].

Regarding the most detected CS, *God Class* stands out with 51.8% (see F4, subsection 4.5). *Feature Envy* and *Long Method* with 33.7% and 26.5%, respectively, are the two most commonly used CS. When we analyze the number of CS detected by each study, we found that they detected on average three CS, but the most frequent is the studies detect only 1 CS.

**RQ2.** *What literature has reported on the effectiveness of techniques aiming at detecting CS?*

Finding out the most effective technique to detect CS is not a trivial task. We have realized that the identified approaches have all pros and cons, presenting factors that can bias the results. Although, in the evaluation of the techniques (F6, subsection 4.7) we verified that there are 4 approaches (probabilistic, metric-based, symptom-based, and search-based) that present techniques with 100% accuracy and recall results, the detection problem

is very far to be solved. These results only apply to the detection of simpler CS, e.g. *God Class*, so it is not surprising that 51.8% of the studies use this CS, as we can see in table 9. In relation to the more complex CS, the results are much lower and very few studies use them. We cannot forget that only one study [S57] detects the 22 CS described by Fowler [18].

The answer to RQ2 is that, there is no one technique, but several techniques, depending on several factors such as:

- Code smell to detect - We found that there is no technique that generalizes to all CS. When we analyze the studies that detect the greatest number of CS, [S38, S53, S57, S63, S69] are the studies that detect more than 10 CS and make an evaluation, we find that precision and recall depend on smell and there are large differences.
- Software systems - The same technique when detecting the same CS in different software systems, there is a great discrepancy in the number of false positives and false negatives and consequently in precision and recall.
- Threshold values - There is no consensus regarding the definition of threshold values, the variation of this value causes more, or less, CS to be detected, thus varying the number of false positives. Some authors try to define thresholds automatically, namely using genetic programming algorithms.
- Oracle - There is no widespread practice of oracle sharing, few oracles are publicly available. Oracles are a key part of most CS detection processes, for example, in the training of ML algorithms.

Regarding the automation of CS detection processes, thus making them independent of thresholds, we found that 35% of the studies used ML techniques. However, when we look at how many of these studies do not require thresholds, we find that only 18.1% (15 out of 83, [S22, S33, S34, S36, S40, S43, S53, S56, S66, S71, S74, S75, S77, S79, S83]) are truly automatic.

**RQ3.** *What are the approaches and resources used to visualize CS and therefore support the practitioners to identify CS occurrences?*

The visualization and representation are of extreme importance, considering the variety of CS, possibilities of location in code (within methods, classes, between classes, etc.), and dimension of the code for a correct identification of the CS. Unfortunately, most of the studies only detect it, does not visually represent the detected CS. In studies that do not use visualization-based approaches from 83 studies selected in this SLR, only five studies [S9, S40, S57, S72, S81] visually represent CS.

In the 14.5% studies (12 out of 83) that use visualization-based approaches to detect CS, several methods are used to show the structure of the programs, such as: (1) city metaphors [S7, S17]; (2) 3D visualization technique [S16, S17]; (3) interactive ambient visualization [S19, S39, S46]; (4) multiple views adapted to CS [S12, S21]; (5) polymetric views [S2, S46]; (6) graph model [S1]; (7) Multivariate visualization techniques, such as parallel coordinates, and non-linear projection of multivariate data onto a 2D space [S76]; (8) in [S46] several views are displayed such as node-link-based dependency graphs, grids and spiral egocentric graphs, and relationship matrices.

With respect to large systems, only three studies present dedicated solutions.

## 5.2 SLR validation

To ensure the reliability of the SLR, we carried out validations in 3 stages:

i) The first validation was carried out in the application of the inclusion and exclusion criteria, through the application of Fleiss' Kappa. Through this statistical measure, we validated the level of agreement between the researchers in the application of the inclusion and exclusion criteria.

ii) The second validation was carried out through a focus group, when the quality criteria were applied in stage 4.

iii) To validate the results of the SLR we conducted 3 surveys, with each survey divided into

2 parts, one on CS detection and another on CS visualization. Each question in the surveys consists of 3 parts: 1) the question about one of the findings that is evaluated on a 6 point Likert scale (Strong disagreement, Disagreement, Weak disagreement, Agreement, Strong agreement); 2) a slider between 0 and 4 that measures the degree of confidence of the answer; 3) an optional field to describe the justification of the answer or for comments. The three inquiries were intended to: 1) Pre-test, with the aim of identifying unclear questions and collecting suggestions for improvement. The subjects chosen for the pre-test were Portuguese researchers with the most relevant work in the area of software engineering, totaling 27; 2) The subjects in the second survey were the authors of the studies that are part of this SLR, totaling 193; 3) The third survey was directed at the software visualization community; we chose the authors from all papers selected for the SLR on software visualization by Merino et al.[37] that were taken exclusively from the SOFTVIS and VISSOFT conferences, totaling 380; we also distributed this survey through a post on a Software Visualization blog<sup>7</sup>.

The structure of the surveys, collected responses, and descriptive statistics on the latter are available at a github repository<sup>8</sup>.

In table 15 we present a summary of the results of the responses from this SLR' authors (2nd survey) and from the visualization community (3rd survey). As we can see, using the aforementioned scale, most participants agree with SLR results. The grayed cells in this table represent, for each finding, the answer(s) that obtained the highest score. We can then observe that: 10% of the findings had *Strong agreement* as its higher score, 80% of the findings had *Agreement* and, 20% had *Weak agreement*.

Regarding the question, *Please select the 3 most often detected code smells?*, the answers placed the *Long Method* as the most detected CS, followed by *God Class* and *Feature Envy*. In our SLR, based on actual data, we concluded that the most detected CS is *God Class*, followed by *Feature Envy* and

<sup>7</sup> <https://softvis.wordpress.com/>

<sup>8</sup> <https://github.com/dataset-cs-surveys/Dataset-CS-surveys.git>

*Long Method*. This mismatch is small, since it only concerns the relative order of those 3 code smells, and shows that the community is well aware of which are the most often found ones.

### 5.3 Validity threats

We now go through the types of validity threats and corresponding mitigating actions that were considered in this study.

*Conclusion validity.* We defined a data extraction form to ensure consistent extraction of relevant data for answering the research questions, therefore avoiding bias. The findings and implications are based on the extracted data.

*Internal validity.* To avoid bias during the selection of studies to be included in this review, we used a thorough selection process, comprised of multiple stages. To reduce the possibility of missing relevant studies, in addition to the automatic search, we also used snowballing for complementary search.

*External validity.* We have selected studies on code smells detection and visualization. The exclusion of studies on related subjects (e.g. refactoring and technical debt) may have caused some studies also dealing with code smells detection and visualization not to be included. However, we have found this situation to occur in breadth papers (covering a wide range of topics) rather than in depth (covering a specific topic). Since the latter are the more important ones for primary studies selection, we are confident on the relevance of the selected sample.

*Construct validity.* The studies identified from the systematic review were accumulated from multiple literature databases covering relevant journals and proceedings. In the selection process the first author made the first selection and the remaining ones verified and confirmed it. To avoid bias in the selection of publications we specified and used a research protocol including the research questions and objectives of the study, inclusion and exclusion criteria, quality criteria, search strings, and strategy for search and for data extraction.

## 6 Conclusion

### 6.1 Conclusions on this SLR

This paper presents a Systematic Literature Review with a twofold goal: the first is to identify the main CS detection techniques, and their effectiveness, as discussed in the literature, and the second is to analyze to which extent visual techniques have been applied to support practitioners in daily activities related to CS. For this purpose, we have specified 3 research questions (RQ1 through RQ3).

We applied our search string in six repositories (ACM Digital Library, IEEE Xplore, ISI Web of Science, Science Direct, Scopus, Springer Link) and complemented it with a manual search (backward snowballing), having obtained 1883 papers in total. After removing the duplicates, applying the inclusion and exclusion criteria, and quality criteria, we obtained 83 studies to analyze. Most of the studies were published in conference proceedings (76%), followed by journals (23%), and books (1%). The 83 studies were analysed on the basis of 11 points (findings) related to the approach used for CS detection, dataset availability, programming languages supported, CS detected, evaluation of techniques, tools created, thresholds, validation and replication, and use of visualization techniques.

Regarding RQ1, we conclude that the most frequently used detection techniques are based on search-based approaches, which mainly apply ML algorithms, followed by metric-based approaches. Very few studies provide the oracles used and most of them target open-source Java projects. The most commonly detected CS are *God Class*, *Feature Envy* and *Long Method*, by this order. On average, each study detects 3 CS, but the most frequent case is detecting only 1 CS.

As for RQ2, in the detection of simpler CS (e.g. *God Class*) 4 approaches are used (probabilistic, metric-based, symptom-based, and search-based) and authors claim to achieve 100% precision and recall results. However, when the complexity of CS is greater, the results have much lower relevance and very few studies use them. Thus, the detection problem is very far to be solved, depending on the

Table 15: Summary of survey results

Question(finding)	Answer	Strong agreement	Agreement	Weak agreement	Weak disagreement	Disagreement	# of answers	Respond. confidence degree (1-4)	
								Average	Std. deviation
The most frequently used CS detection techniques are based on rule-based approaches (F1)		35.3%	47.1%	11.8%	5.9%	0.0%	34	3.2	0.8
Very few CS detection studies provide their oracles (a tagged dataset for training detection algorithms) (F2)		26.5%	58.8%	11.8%	2.9%	0.0%	34	3.1	0.7
In the detection of simpler CS (e.g. <i>Long Method</i> or <i>God Class</i> ), the achieved precision and recall of detection techniques can be very high (up to 100%) (F6)		11.8%	44.1%	26.5%	0.0%	14.7%	34	3.2	0.5
When the complexity of CS is greater (e.g. <i>Divergent Change</i> or <i>Shotgun Surgery</i> ), the precision and recall in detection are much lower than in simpler CS (F6)		11.8%	47.1%	26.5%	8.8%	5.9%	34	3.1	0.7
There are few oracles (a tagged dataset for training detection algorithms) shared and publicly available. The existence of shared and collaborative oracles could improve the state of the art in CS detection research (F2)		60.0%	34.3%	2.9%	2.9%	0.0%	35	3.6	0.5
The vast majority of CS detection studies do not propose visualization features for their detection (F11)		15.4%	66.7%	10.3%	5.1%	2.6%	39	3.0	1.0
The vast majority of existing CS visualization studies did not present evidence of its usage upon large software systems (F11)		12.5%	43.8%	34.4%	6.3%	0.0%	32	2.9	0.9
Software visualization researchers have not adopted specific visualization related taxonomies (F11)		9.4%	28.1%	46.9%	9.4%	6.3%	32	2.0	1.2
If visualization related taxonomies were used in the implementation of CS detection tools, that could enhance their effectiveness (F11)		11.8%	38.2%	38.2%	5.9%	5.9%	34	2.8	1.1
The combined use of collaboration (among software developers) and visual resources may increase the effectiveness of CS detection (F11)		23.5%	50.0%	26.5%	0.0%	0.0%	34	3.2	0.8

detection results of the CS used, of the software systems in which they are detected, of the threshold and oracle values.

Regarding RQ3, we found that most studies that detect CS do not put forward a corresponding visualization feature. Several visualization approaches have been proposed for representing the structure of programs, either in 2D (e.g. graph-based, poly-metric views) or in 3D (e.g. city metaphors), where the objective of allowing to identify potentially

harmful design issues is claimed. However, we only found three studies that proposed dedicated solutions for CS visualization.

## 6.2 Open issues

Detecting and visualizing CS are nontrivial endeavors. While producing this SLR we obtained a comprehensive perspective on the past and ongoing research in those fields, that allowed the identification of several open research issues. We briefly



overview each of those issues, in the expectation it may inspire new researchers in the field.

(1) Code smells subjective definitions hamper a shared interpretation across researchers' and practitioners' communities, thus hampering the advancement of the state-of-the-art and state-of-the-practice; to mitigate this problem it has been suggested a formal definition of CS (see [44]); a standardization effort, supported by an IT standards body, would certainly be a major initiative in this context;

(2) Open-source CS detection tooling is poor, both in language coverage (Java is dominant), and in CS coverage (e.g. only a small percentage of Fowler's catalog is supported);

(3) Primary studies reporting experiments on CS often do not make the corresponding scientific workflows and datasets available, thus not allowing their "reproduction", where the goal is showing the correctness or validity of the published results;

(4) Replication of CS experiments, used to gain confidence in empirical findings, is also limited due to the effort of setting up the tooling required to running families of experiments, even when curated datasets on CS exist;

(5) Thresholds for deciding on CS occurrence are often arbitrary/unsubstantiated and not generalizable; in mitigation, we foresee the potential for the application of multi-criteria approaches that take into account the scope and context of CS, as well as approaches that explore the power of the crowd, such as the one proposed in [46];

(6) CS studies in mobile and web environments are still scarce; due to their importance of those environments in nowadays life, we see a wide berth for CS research in those areas;

(7) CS visualization techniques seem to have great potential, especially in large systems, to help developers in deciding if they agree with a CS occurrence suggested by an existing oracle; a large research effort is required to enlarge CS visualization diversity, both in scope (single method, single class, multiple classes) and coverage, since the existing literature only tackles a small percentage of the cataloged CS.

**Acknowledgements** This work was partially funded by the Portuguese Foundation for Science and Technology, under ISTAR's projects UIDB/04466/2020 and UIDP/04466/2020.

## References

1. Abreu FB, Goulão M, Esteves R (1995) Toward the Design Quality Evaluation of Object-Oriented Software Systems. In: 5th International Conference on Software Quality, American Society for Quality, American Society for Quality, Austin, Texas, EUA, pp 44–57
2. Al Dallah J (2015) Identifying refactoring opportunities in object-oriented code: A systematic literature review. *Information and Software Technology* 58:231–249, DOI 10.1016/j.infsof.2014.08.002, arXiv:1011.1669v3
3. Alkharabsheh K, Crespo Y, Manso E, Taboada JA (2018) Software design smell detection: a systematic mapping study. *Software Quality Journal* DOI 10.1007/s11219-018-9424-8
4. Azeem MI, Palomba F, Shi L, Wang Q (2019) Machine learning techniques for code smell detection: A systematic literature review and meta-analysis. *Information and Software Technology* 108:115 – 138, DOI <https://doi.org/10.1016/j.infsof.2018.12.009>
5. Belikov A, Belikov V (2015) A citation-based, author- and age-normalized, logarithmic index for evaluation of individual researchers independently of publication counts [version 1; peer review: 2 approved]. *F1000Research* 4(884), DOI 10.12688/f1000research.7070.1
6. Brereton P, Kitchenham BA, Budgen D, Turner M, Khalil M (2007) Lessons from applying the systematic literature review process within the software engineering domain. *Journal of systems and software* 80(4):571–583
7. Brown WH, Malveau RC, McCormick HWS, Mowbray TJ (1998) *AntiPatterns: Refactoring Software, Architectures, and Projects in Crisis*, 1st edn. John Wiley & Sons, Inc., USA
8. Carver JC (2010) Towards reporting guidelines for experimental replications: A proposal. In: 1st international workshop on replication in empirical software engineering, Citeseer

9. Carver JC, Juristo N, Baldassarre MT, Vegas S (2014) Replications of software engineering experiments. *Empirical Software Engineering* 19(2):267–276, DOI 10.1007/s10664-013-9290-8
10. Chen L, Babar MA (2011) A systematic review of evaluation of variability management approaches in software product lines. *Information and Software Technology* 53(4):344–362
11. Chen Z, Chen L, Ma W, Xu B (2016) Detecting Code Smells in Python Programs. In: 2016 International Conference on Software Analysis, Testing and Evolution (SATE), pp 18–23, DOI 10.1109/SATE.2016.10
12. Dyba T, Dingsøyr T (2008) Empirical studies of agile software development: A systematic review. *Information and Software Technology* 50(9-10):833–859, DOI 10.1016/j.infsof.2008.01.006
13. van Emden E, Moonen L (2002) Java quality assurance by detecting code smells. In: Reverse Engineering, 2002. Proceedings. Ninth Working Conference on, pp 97–106, DOI 10.1109/WCRE.2002.1173068
14. Fard AM, Mesbah A (2013) JSNOSE: Detecting JavaScript Code Smells. In: Source Code Analysis and Manipulation (SCAM), 2013 IEEE 13th International Working Conference on, pp 116–125, DOI 10.1109/SCAM.2013.6648192
15. Fernandes E, Oliveira J, Vale G, Paiva T, Figueiredo E (2016) A review-based comparative study of bad smell detection tools. In: Proceedings of the 20th International Conference on Evaluation and Assessment in Software Engineering, ACM, Limerick, Ireland, DOI 10.1145/2915970.2915984
16. Fleiss JL, Levin B, Paik MC (2013) *Statistical Methods for Rates and Proportions.*, 3rd edn. John Wiley & Sons
17. Fokaefs M, Tsantalis N, Chatzigeorgiou A (2007) Jdeodorant: Identification and removal of feature envy bad smells. In: 2007 IEEE International Conference on Software Maintenance, pp 519–520, DOI 10.1109/ICSM.2007.4362679
18. Fowler M, Beck K, Brant J, Opdyke W, Roberts D (1999) *Refactoring: improving the design of existing code.* Addison-Wesley Longman Publishing Co., Inc.
19. Gerlitz T, Tran QM, Dziobek C (2015) Detection and handling of model smells for matlab/simulink models. In: MASE@MoDELS
20. Gupta A, Suri B, Misra S (2017) A Systematic Literature Review: Code Bad Smells in Java Source Code. In: ICCSA 2017, vol 10409, pp 665–682, DOI 10.1007/978-3-319-62407-5
21. Gupta A, Suri B, Kumar V, Misra S, Blažauskas T, Damaševičius R (2018) Software code smell prediction model using Shannon, Rényi and Tsallis entropies. *Entropy* 20(5):1–20, DOI 10.3390/e20050372
22. Hammad M, Basit HA, Jarzabek S, Koschke R (2020) A systematic mapping study of clone visualization. *Computer Science Review* 37:100266
23. Kaur A (2019) A systematic literature review on empirical analysis of the relationship between code smells and software quality attributes. *Archives of Computational Methods in Engineering* DOI 10.1007/s11831-019-09348-6
24. Kessentini M, Ouni A (2017) Detecting android smells using multi-objective genetic programming. In: 2017 IEEE/ACM 4th International Conference on Mobile Software Engineering and Systems (MOBILESoft), pp 122–132, DOI 10.1109/MOBILESoft.2017.29
25. Kessentini W, Kessentini M, Sahraoui H, Bechikh S, Ouni A (2014) A cooperative parallel search-based software engineering approach for code-smells detection. *IEEE Transactions on Software Engineering* 40(9):841–861, DOI 10.1109/TSE.2014.2331057
26. Khomh F, Penta MD, Guéhéneuc YG, Antoniol G (2012) An exploratory study of the impact of antipatterns on class change- and fault-proneness. *Empirical Software Engineering* 17(3):243–275, DOI 10.1007/s10664-011-9171-y
27. Kitchenham B (2008) The role of replications in empirical software engineering—a word of

- warning. *Empirical Softw Engg* 13(2):219–221, DOI 10.1007/s10664-008-9061-0
28. Kitchenham B, Charters S (2007) Guidelines for performing systematic literature reviews in software engineering. Tech. rep., Keele University and Durham University
  29. Kreimer J (2005) Adaptive detection of design flaws. In: *Electronic Notes in Theoretical Computer Science, Research Group Programming Languages and Compilers*, Department of Computer Science, University of Paderborn, Germany, vol 141, pp 117–136, DOI 10.1016/j.entcs.2005.02.059
  30. Lacerda G, Petrillo F, Pimenta M, Guéhéneuc YG (2020) Code smells and refactoring: A tertiary systematic review of challenges and observations. *Journal of Systems and Software* 167:110610, DOI <https://doi.org/10.1016/j.jss.2020.110610>
  31. Landis JR, Koch GG (1977) The Measurement of Observer Agreement for Categorical Data. *Biometrics* 33(1):159–174, DOI 10.2307/2529310
  32. Lanza M, Marinescu R (2006) *Object-Oriented Metrics in Practice*, vol 1. Springer, DOI 10.1017/CBO9781107415324.004, arXiv:1011.1669v3
  33. Mantyla M, Vanhanen J, Lassenius C (2004) Bad smells - humans as code critics. *20th IEEE International Conference on Software Maintenance*, 2004 Proceedings pp 399–408, DOI 10.1109/ICSM.2004.1357825
  34. Marinescu C, Marinescu R, Mihancea PF, Wetzel R (2005) iplasma: An integrated platform for quality assessment of object-oriented design. In: *In ICSM (Industrial and Tool Volume*, Society Press, pp 77–80
  35. Martin RC (2002) *Agile Software Development: Principles, Patterns, and Practices*, 1st edn. Prentice Hall
  36. McHugh ML (2012) Interrater reliability : the kappa statistic. *Biochemica Medica* 22(3):276–282
  37. Merino L, Ghafari M, Anslow C, Nierstrasz O (2018) A systematic literature review of software visualization evaluation. *Journal of Systems and Software* 144:165 – 180, DOI <https://doi.org/10.1016/j.jss.2018.06.027>
  38. Moha N, Guéhéneuc YG, Duchien L, Le Meur AF (2010) DECOR: A method for the specification and detection of code and design smells. *IEEE Transactions on Software Engineering* 36(1):20–36, DOI 10.1109/TSE.2009.50
  39. Monperrus M, Bruch M, Mezini M (2010) Detecting missing method calls in object-oriented software. In: D’Hondt T (ed) *ECOOP 2010 – Object-Oriented Programming*, Springer Berlin Heidelberg, Berlin, Heidelberg, pp 2–25
  40. Noblit G, Hare R (1988) *Meta-Ethnography: Synthesizing Qualitative Studies*. Qualitative Research Methods, SAGE Publications
  41. Olbrich SM, Cruzes DS, Sjøberg DIK (2010) Are all code smells harmful? a study of god classes and brain classes in the evolution of three open source systems. In: *2010 IEEE International Conference on Software Maintenance*, pp 1–10
  42. Palomba F, Panichella A, Lucia AD, Oliveto R, Zaidman A (2016) A textual-based technique for Smell Detection. In: *IEEE 24th International Conference on Program Comprehension (ICPC)*, pp 1–10, DOI 10.1109/ICPC.2016.7503704
  43. Palomba F, Nucci DD, Panichella A, Zaidman A, Lucia AD (2017) Lightweight detection of android-specific code smells: The adocor project. In: *2017 IEEE 24th International Conference on Software Analysis, Evolution and Reengineering (SANER)*, pp 487–491, DOI 10.1109/SANER.2017.7884659
  44. Rasool G, Arshad Z (2015) A review of code smell mining techniques. *Journal of Software-Evolution and Process* 27(11):867–895, DOI 10.1002/smr.1737
  45. Rattan D, Bhatia R, Singh M (2013) Software clone detection: A systematic review. *Information and Software Technology* 55(7):1165–1199, DOI 10.1016/j.infsof.2013.01.008
  46. dos Reis JP, e Abreu FB, de F Carneiro G (2017) Code smells detection 2.0: Crowdsmeeling and visualization. In: *2017 12th Iberian Conference on Information*

- Systems and Technologies (CISTI), pp 1–4, DOI 10.23919/CISTI.2017.7975961
47. Sabir F, Palma F, Rasool G, Guéhéneuc YG, Moha N (2019) A systematic literature review on the detection of smells and their evolution in object-oriented and service-oriented systems. *Software: Practice and Experience* 49(1):3–39
  48. Santos JAM, Rocha-Junior JB, Prates LCL, do Nascimento RS, Freitas MF, de Mendonça MG (2018) A systematic review on the code smell effect. *Journal of Systems and Software* 144:450 – 477, DOI <https://doi.org/10.1016/j.jss.2018.07.035>
  49. Shull FJ, Carver JC, Vegas S, Juristo N (2008) The role of replications in empirical software engineering. *Empirical Softw Engg* 13(2):211–218, DOI 10.1007/s10664-008-9060-1
  50. Singh S, Kaur S (2017) A systematic literature review: Refactoring for disclosing code smells in object oriented software. *Ain Shams Engineering Journal* DOI 10.1016/j.asej.2017.03.002
  51. Sirikul K, Soomlek C (2016) Automated detection of code smells caused by null checking conditions in Java programs. In: 2016 13th International Joint Conference on Computer Science and Software Engineering (JCSSE), pp 1–7, DOI 10.1109/JCSSE.2016.7748884
  52. Travassos G, Shull F, Fredericks M, Basili VR (1999) Detecting Defects in Object-oriented Designs: Using Reading Techniques to Increase Software Quality. In: Proceedings of the 14th ACM SIGPLAN Conference on Object-oriented Programming, Systems, Languages, and Applications, ACM, New York, NY, USA, OOPSLA '99, pp 47–56, DOI 10.1145/320384.320389
  53. Tsantalis N, Chaikalis T, Chatzigeorgiou A (2008) JDeodorant: Identification and removal of type-checking bad smells. In: CSMR 2008 - 12th European Conference on Software Maintenance and Reengineering, pp 329–331, DOI 10.1109/CSMR.2008.4493342
  54. Wake WC (2003) *Refactoring Workbook*. Addison-Wesley Longman Publishing Co., Inc., Boston, MA, USA
  55. Wasylkowski A, Zeller A, Lindig C (2007) Detecting object usage anomalies. In: Proceedings of the the 6th joint meeting of the European software engineering conference and the ACM SIGSOFT symposium on The foundations of software engineering, ACM, Dubrovnik, Croatia, DOI 10.1145/1287624.1287632
  56. Wohlin C (2014) Guidelines for snowballing in systematic literature studies and a replication in software engineering. In: Proceedings of the 18th International Conference on Evaluation and Assessment in Software Engineering - EASE '14, pp 1–10, DOI 10.1145/2601248.2601268, arXiv:1011.1669v3
  57. Yamashita A, Moonen L (2012) Do code smells reflect important maintainability aspects? In: IEEE International Conference on Software Maintenance, ICSM, pp 306–315, DOI 10.1109/ICSM.2012.6405287
  58. Yamashita A, Moonen L (2013) To what extent can maintenance problems be predicted by code smell detection? - An empirical study. *Information and Software Technology* 55(12):2223–2242, DOI 10.1016/j.infsof.2013.08.002
  59. Zhang H, Babar MA, Tell P (2011) Identifying relevant studies in software engineering. *Information and Software Technology* 53(6):625–637
  60. Zhang M, Hall T, Baddoo N (2010) Code Bad Smells: a review of current knowledge. *Journal of Software Maintenance and Evolution* 26(12):1172–1192

## Appendices

### Appendix A. Studies included in the review

ID	Title	Authors	Year	Publish type	Source title
S1	Java quality assurance by detecting code smells	E. van Emden; L. Moonen	2002	Conference	9th Working Conference on Reverse Engineering (WCRE)
S2	Insights into system-wide code duplication	Rieger, M., Ducasse, S., Lanza, M.	2004	Conference	Working Conference on Reverse Engineering, IEEE Computer Society Press
S3	Detection strategies: Metrics-based rules for detecting design flaws	R. Marinescu	2004	Conference	20th International Conference on Software Maintenance (ICSM). IEEE Computer Society Press
S4	Product metrics for automatic identification of "bad smell" design problems in Java source-code	M. J. Munro	2005	Conference	11th IEEE International Software Metrics Symposium (METRICS'05)
S5	Multi-criteria detection of bad smells in code with UTA method	Walter B., Pietrzak B.	2005	Conference	International Conference on Extreme Programming and Agile Processes in Software Engineering (XP)
S6	Adaptive detection of design flaws	Kreimer J.	2005	Conference	Fifth Workshop on Language Descriptions, Tools, and Applications (LDTA)
S7	Visualization-Based Analysis of Quality for Large-Scale Software Systems	G. Langelier, H.A. Sahraoui,; P. Poulin	2005	Conference	20th International Conference on Automated Software Engineering (ASE)
S8	Automatic generation of detection algorithms for design defects	Moha N., Guéhéneuc Y.-G., Leduc P.	2006	Conference	21st IEEE/ACM International Conference on Automated Software Engineering (ASE)
S9	Object - Oriented Metrics in Practice	M. Lanza; R. Marinescu	2006	Book	Springer-Verlag
S10	Detecting Object Usage Anomalies	Andrzej Wasylkowski; Andreas Zeller; Christian Lindig	2007	Conference	6th Joint Meeting of the European Software Engineering Conference and the ACM SIGSOFT Symposium on the Foundations of Software Engineering (ESEC/FSE)
S11	Empirically evaluating the usefulness of software visualization techniques in program comprehension activities	De F. Carneiro G., Orrico A.C.A., De Mendonça Neto M.G.	2007	Conference	VI Jornadas Iberoamericanas de Ingenieria de Software e Ingenieria del Conocimiento (IISIC)
S12	A Catalogue of Lightweight Visualizations to Support Code Smell Inspection	Chris Parnin; Carsten Gorg; Ogechi Nnadi	2008	Conference	4th ACM Symposium on Software Visualization (SoftVis)
S13	A domain analysis to specify design defects and generate detection algorithms	Moha N., Guéhéneuc Y.-G., Le Meur A.-F., Duchien L.	2008	Conference	International Conference on Fundamental Approaches to Software Engineering (FASE)
S14	JDeodorant: Identification and removal of type-checking bad smells	Tsantalis N., Chaikalis T., Chatzigeorgiou A.	2008	Conference	European Conference on Software Maintenance and Reengineering (CSMR)
S15	Empirical evaluation of clone detection using syntax suffix trees	Raimar Falk, Pierre Frenzel, Rainer Koschke	2008	Journal	Empirical Software Engineering
S16	Visual Detection of Design Anomalies	K. Dhambri, H. Sahraoui,; P. Poulin	2008	Conference	12th European Conference on Software Maintenance and Reengineering (CSMR)
S17	Visually localizing design problems with disharmony maps	Richard Wetzel; Michele Lanza	2008	Conference	4th ACM Symposium on Software Visualization (SoftVis)
S18	A Bayesian Approach for the Detection of Code and Design Smells	F. Khomh; S. Vaucher; Y. G. Gueheneuc; H. Sahraoui	2009	Conference	9th International Conference on Quality Software (QSIC)
S19	An Interactive Ambient Visualization for Code Smells	Emerson Murphy-Hill; Andrew P. Black	2010	Conference	5th International Symposium on Software Visualization (SoftVis)
S20	Learning from 6,000 Projects: Lightweight Cross-project Anomaly Detection	Natalie Gruska; Andrzej Wasylkowski; Andreas Zeller	2010	Conference	19th International Symposium on Software Testing and Analysis
S21	Identifying Code Smells with Multiple Concern Views	G. d. F. Carneiro; M. Silva; L. Mara; E. Figueiredo; C. Sant'Anna; A. Garcia; M. Mendonca	2010	Conference	Brazilian Symposium on Software Engineering (SBES)
S22	Reducing Subjectivity in Code Smells Detection: Experimenting with the Long Method	S. Bryton; F. Brito e Abreu; M. Monteiro	2010	Conference	7th International Conference on the Quality of Information and Communications Technology (QUATIC)
S23	DECOR: A method for the specification and detection of code and design smells	Moha N., Guéhéneuc Y.-G., Duchien L., Le Meur A.-F.	2010	Journal	IEEE Transactions on Software Engineering
S24	IDS: An immune-inspired approach for the detection of software design smells	Hassaine S., Khomh F., Guéhéneuc Y.-G., Hamel S.	2010	Conference	7th International Conference on the Quality of Information and Communications Technology (QUATIC)
S25	Detecting Missing Method Calls in Object-Oriented Software	Martin Monperrus Marcel Bruch Mira Mezini	2010	Conference	European Conference on Object-Oriented Programming (ECOOP)

S26	From a domain analysis to the specification and detection of code and design smells	Naouel Moha, Yann-Gaël Guéhéneuc, Anne-Françoise Le Meur, Laurence Duchien, Alban Tiberghien	2010	Journal	Formal Aspects of Computing
S27	BDTEX: A GQM-based Bayesian approach for the detection of antipatterns	Khomh F., Vaucher S., Guéhéneuc Y.-G., Sahraoui H.	2011	Journal	Journal of Systems and Software
S28	IDE-based Real-time Focused Search for Near-miss Clones	Minhaz F. Zibran; Chanchal K. Roy	2012	Conference	27th Annual ACM Symposium on Applied Computing (SAC)
S29	Detecting Bad Smells with Weight Based Distance Metrics Theory	J. Dexun; M. Peijun; S. Xiao-hong; W. Tiantian	2012	Conference	2nd International Conference on Instrumentation, Measurement, Computer, Communication and Control (IMCCC)
S30	Analytical learning based on a meta-programming approach for the detection of object-oriented design defects	Mekruksavanich S., Yupapin P.P., Muenchaisri P.	2012	Journal	Information Technology Journal
S31	A New Design Defects Classification: Marrying Detection and Correction	Rim Mahouachi, Marouane Kessentini, Khaled Ghedira	2012	Conference	Fundamental Approaches to Software Engineering
S32	Clones in Logic Programs and How to Detect Them	Céline Dandois, Wim Vanhoof	2012	Conference	Logic-Based Program Synthesis and Transformation
S33	Smurf: A svm-based incremental antipattern detection approach	Maiga, A., Ali, N., Bhattacharya, N., Sabane, A., Guéhéneuc, Y-G, & Aïmeur, E	2012	Conference	19th Working Conference on Reverse Engineering (WCRE)
S34	Support vector machines for anti-pattern detection	Maiga A, Ali N, Bhattacharya N, Sabané A, Guéhéneuc Y-G, Antoniol G, Aïmeur E	2012	Conference	27th IEEE/ACM International Conference on Automated Software Engineering (ASE)
S35	Detecting Missing Method Calls As Violations of the Majority Rule	Martin Monperrus; Mira Mezini	2013	Journal	ACM Transactions on Software Engineering Methodology
S36	Code Smell Detection: Towards a Machine Learning-Based Approach	F. A. Fontana; M. Zanoni; A. Marino; M. V. Mantyla;	2013	Conference	29th IEEE International Conference on Software Maintenance (ICSM)
S37	Identification of Refused Bequest Code Smells	E. Ligu; A. Chatzigeorgiou; T. Chaikalis; N. Ygeionomakis	2013	Conference	29th IEEE International Conference on Software Maintenance (ICSM)
S38	JSNOSE: Detecting JavaScript Code Smells	A. M. Fard; A. Mesbah	2013	Conference	13th International Working Conference on Source Code Analysis and Manipulation (SCAM)
S39	Interactive ambient visualizations for soft advice	Murphy-Hill E., Barik T., Black A.P.	2013	Journal	Information Visualization
S40	A novel approach to effective detection and analysis of code clones	Rajakumari K.E., Jebarajan T.	2013	Conference	3rd International Conference on Innovative Computing Technology (INTECH)
S41	Competitive coevolutionary code-smells detection	Boussaa M., Kessentini W., Kessentini M., Bechikh S., Ben Chikha S.	2013	Conference	International Symposium on Search Based Software Engineering (SSBSE)
S42	Detecting bad smells in source code using change history information	Palomba F., Bavota G., Di Penta M., Oliveto R., De Lucia A., Poshyvanyk D.	2013	Conference	28th International Conference on Automated Software Engineering (ASE). IEEE/ACM
S43	Code-Smell Detection As a Bilevel Problem	Dilan Sahin; Marouane Kessentini; Slim Bechikh; Kalyanmoy Deb	2014	Journal	ACM Transactions on Software Engineering Methodology
S44	Two level dynamic approach for Feature Envy detection	S. Kumar; J. K. Chhabra	2014	Conference	International Conference on Computer and Communication Technology (ICCCCT).
S45	A Cooperative Parallel Search-Based Software Engineering Approach for Code-Smells Detection	Kessentini W., Kessentini M., Sahraoui H., Bechikh S., Ouni A.	2014	Journal	IEEE Transactions on Software Engineering
S46	SourceMiner: Towards an Extensible Multi-perspective Software Visualization Environment	Glauco de Figueiredo Carneiro, Manoel Gomes de Mendonça Neto	2014	Conference	International Conference on Enterprise Information Systems (ICEIS)
S47	Including Structural Factors into the Metrics-based Code Smells Detection	Bartosz Walter; Błażej Matuszyk; Francesca Arcelli Fontana	2015	Conference	XP'2015 Workshops
S48	Textual Analysis for Code Smell Detection	Fabio Palomba	2015	Conference	37th International Conference on Software Engineering
S49	Using Developers' Feedback to Improve Code Smell Detection	Mario Hozano; Henrique Ferreira; Italo Silva; Balduino Fonseca; Evandro Costa	2015	Conference	30th Annual ACM Symposium on Applied Computing (SAC)
S50	Code Bad Smell Detection through Evolutionary Data Mining	S. Fu; B. Shen	2015	Conference	2015 ACM/IEEE International Symposium on Empirical Software Engineering and Measurement (ESEM)
S51	Mining Version Histories for Detecting Code Smells	F. Palomba; G. Bavota; M. D. Penta; R. Oliveto; D. Poshyvanyk; A. De Lucia	2015	Conference	IEEE Transactions on Software Engineering

S52	Detection and handling of model smells for MATLAB/simulink models	Gerlitz T., Tran Q.M., Dziobek C.	2015	Conference	CEUR Workshop Proceedings
S53	Experience report: Evaluating the effectiveness of decision trees for detecting code smells	Amorim L., Costa E., Antunes N., Fonseca B., Ribeiro M.	2015	Conference	26th International Symposium on Software Reliability Engineering (ISSRE)
S54	Detecting software design defects using relational association rule mining	Gabriela Czibula, Zsuzsanna Marian, Istvan Gergely Czibula	2015	Journal	Knowledge and Information Systems
S55	A Graph-based Approach to Detect Unreachable Methods in Java Software	Simone Romano; Giuseppe Scanniello; Carlo Sartiani; Michele Risi	2016	Conference	31st Annual ACM Symposium on Applied Computing (SAC)
S56	Comparing and experimenting machine learning techniques for code smell detection	Arcelli Fontana F., Mäntylä M.V., Zanoni M., Marino A.	2016	Journal	Empirical Software Engineering
S57	A Lightweight Approach for Detection of Code Smells	Ghulam Rasool, Zeeshan Arshad	2016	Journal	Arabian Journal for Science and Engineering
S58	Multi-objective code-smells detection using good and bad design examples	Usman Mansoor, Marouane Kessentini, Bruce R. Maxim, Kalyanmoy Deb	2016	Journal	Software Quality Journal
S59	Continuous Detection of Design Flaws in Evolving Object-oriented Programs Using Incremental Multi-pattern Matching	Sven Peldszus; Géza Kulcsár; Malte Lochau; Sandro Schulze	2016	Conference	31st IEEE/ACM International Conference on Automated Software Engineering (ASE)
S60	Metric and rule based automated detection of antipatterns in object-oriented software systems	M. T. Aras, Y. E. Selçuk	2016	Conference	2016 7th International Conference on Computer Science and Information Technology (CSIT)
S61	Automated detection of code smells caused by null checking conditions in Java programs	K. Sirikul, C. Soomlek	2016	Conference	2016 13th International Joint Conference on Computer Science and Software Engineering (JCSSE)
S62	A textual-based technique for Smell Detection	F. Palomba, A. Panichella, A. De Lucia, R. Oliveto, A. Zaidman	2016	Conference	24th International Conference on Program Comprehension (ICPC)
S63	Detecting Code Smells in Python Programs	Z. Chen, L. Chen, W. Ma, B. Xu	2016	Conference	2016 International Conference on Software Analysis; Testing and Evolution (SATE)
S64	Interactive Code Smells Detection: An Initial Investigation	Mkaouer, Mohamed Wiem	2016	Conference	Symposium on Search-Based Software Engineering (SSBSE)
S65	Detecting shotgun surgery bad smell using similarity measure distribution model	Saranya G., Khanna Nehemiah H., Kannan A., Vimala S.	2016	Journal	Asian Journal of Information Technology
S66	Detecting Android Smells Using Multi-objective Genetic Programming	Marouane Kessentini; Ali Ouni	2017	Conference	4th International Conference on Mobile Software Engineering and Systems (MOBILE-Soft)
S67	Smells Are Sensitive to Developers!: On the Efficiency of (Un)Guided Customized Detection	Mario Hozano; Alessandro Garcia; Nuno Antunes; Balduino Fonseca; Evandro Costa	2017	Conference	25th International Conference on Program Comprehension (ICPC)
S68	An automated code smell and antipattern detection approach	S. Velioglu, Y. E. Selçuk	2017	Conference	2017 IEEE 15th International Conference on Software Engineering Research; Management and Applications (SERA)
S69	Lightweight detection of Android-specific code smells: The aDoctor project	Palomba F., Di Nucci D., Panichella A., Zaidman A., De Lucia A.	2017	Conference	24th IEEE International Conference on Software Analysis, Evolution, and Reengineering (SANER)
S70	On the Use of Smelly Examples to Detect Code Smells in JavaScript	Ian Shoenberger, Mohamed Wiem Mkaouer, Marouane Kessentini	2017	Conference	European Conference on the Applications of Evolutionary Computation (EvoApplications)
S71	A Support Vector Machine Based Approach for Code Smell Detection	A. Kaur; S. Jain; S. Goel	2017	Conference	International Conference on Machine Learning and Data Science (MLDS)
S72	c-JRefRec: Change-based identification of Move Method refactoring opportunities	N. Ujihara; A. Ouni; T. Ishio; K. Inoue	2017	Conference	24th International Conference on Software Analysis, Evolution and Reengineering (SANER)
S73	A Feature Envy Detection Method Based on Dataflow Analysis	W. Chen; C. Liu; B. Li	2018	Conference	42nd Annual Computer Software and Applications Conference (COMPSAC)
S74	A Hybrid Approach To Detect Code Smells using Deep Learning	Hadj-Kacem, M; Bouassida, N	2018	Conference	13th International Conference on Evaluation of Novel Approaches to Software Engineering (ENASE)
S75	Deep Learning Based Feature Envy Detection	Hui Liu and Zhifeng Xu and Yanzhen Zou	2018	Conference	33rd ACM/IEEE International Conference on Automated Software Engineering (ASE)
S76	Detecting Bad Smells in Software Systems with Linked Multivariate Visualizations	H. Mumtaz; F. Beck; D. Weiskopf	2018	Conference	Working Conference on Software Visualization (VisSoft)

S77	Detecting code smells using machine learning techniques: Are we there yet?	D. Di Nucci; F. Palomba; D. A. Tamburri; A. Serebrenik; A. De Lucia	2018	Conference	25th International Conference on Software Analysis, Evolution and Reengineering (SANER)
S78	Exploring the Use of Rapid Type Analysis for Detecting the Dead Method Smell in Java Code	S. Romano; G. Scanniello	2018	Conference	44th Euromicro Conference on Software Engineering and Advanced Applications (SEAA)
S79	Model level code smell detection using EGAPSO based on similarity measures	Saranya, G; Nehemiah, HK; Kannan, A; Nithya, V	2018	Journal	Alexandria Engineering Journal
S80	Software Code Smell Prediction Model Using Shannon, Renyi and Tsallis Entropies	Gupta, A; Suri, B; Kumar, V; Misra, S; Blazauskas, T; Damasevicius, R	2018	Journal	Entropy
S81	Towards Feature Envy Design Flaw Detection at Block Level	A. Kiss; P. F. Mihancea	2018	Conference	International Conference on Software Maintenance and Evolution (ICSME)
S82	Understanding metric-based detectable smells in Python software: A comparative study	Chen, ZF; Chen, L; Ma, WWY; Zhou, XY; Zhou, YM; Xu, BW	2018	Journal	Information and Software Technology
S83	SP-J48: a novel optimization and machine-learning-based approach for solving complex problems: special application in software engineering for detecting code smells	Amandeep Kaur, Sushma Jain, Shivani Goel	2019	Journal	Neural Computing and Applications



## Appendix B. Studies after applying inclusion and exclusion criteria (phase 3)

ID	Title	Authors	Year	Publish type	Source title
1	Java quality assurance by detecting code smells	E. van Emden; L. Moonen	2002	Conference	9th Working Conference on Reverse Engineering (WCRE)
2	Insights into system-wide code duplication	Rieger, M., Ducasse, S., Lanza, M.	2004	Conference	11th Working Conference on Reverse Engineering (WCRE)
3	Detection strategies: Metrics-based rules for detecting design flaws	R. Marinescu	2004	Conference	20th International Conference on Software Maintenance (ICSM)
4	Product metrics for automatic identification of "bad smell" design problems in Java source-code	M. J. Munro	2005	Conference	11th IEEE International Software Metrics Symposium (METRICS'05)
5	Multi-criteria detection of bad smells in code with UTA method	Walter B., Pietrzak B.	2005	Conference	International Conference on Extreme Programming and Agile Processes in Software Engineering (XP)
6	Adaptive detection of design flaws	Kreimer J.	2005	Conference	Fifth Workshop on Language Descriptions, Tools, and Applications (LDTA)
7	Visualization-Based Analysis of Quality for Large-Scale Software Systems	G. Langelier, H.A. Sahraoui,; P. Poulin	2005	Conference	20th International Conference on Automated Software Engineering (ASE)
8	Automatic generation of detection algorithms for design defects	Moha N., Guéhéneuc Y.-G., Leduc P.	2006	Conference	21st IEEE/ACM International Conference on Automated Software Engineering (ASE)
9	Object - Oriented Metrics in Practice	M. Lanza; R. Marinescu	2006	Book	Springer-Verlag
10	Detecting Object Usage Anomalies	Andrzej Wasylkowski; Andreas Zeller; Christian Lindig	2007	Conference	6th Joint Meeting of the European Software Engineering Conference and the ACM SIGSOFT Symposium on the Foundations of Software Engineering (ESEC/FSE)
11	Using Concept Analysis to Detect Co-change Patterns	Tudor Girba; Stephane Ducasse; Adrian Kuhn; Radu Marinescu; Ratiu Daniel	2007	Conference	9th International Workshop on Principles of Software Evolution: In Conjunction with the 6th ESEC/FSE Joint Meeting
12	Empirically evaluating the usefulness of software visualization techniques in program comprehension activities	De F. Carneiro G., Orrico A.C.A., De Mendonça Neto M.G.	2007	Conference	VI Jornadas Iberoamericanas de Ingenieria de Software e Ingenieria del Conocimiento (JIISIC)
13	A Catalogue of Lightweight Visualizations to Support Code Smell Inspection	Chris Parnin; Carsten Gorg; Ogechi Nnadi	2008	Conference	4th ACM Symposium on Software Visualization (SoftVis)
14	A domain analysis to specify design defects and generate detection algorithms	Moha N., Guéhéneuc Y.-G., Le Meur A.-F., Duchien L.	2008	Conference	Lecture Notes in Computer Science (including subseries Lecture Notes in Artificial Intelligence and Lecture Notes in Bioinformatics)
15	JDeodorant: Identification and removal of type-checking bad smells	Tsantalis N., Chaikalis T., Chatzigeorgiou A.	2008	Conference	European Conference on Software Maintenance and Reengineering (CSMR)
16	A Survey about the Intent to Use Visual Defect Annotations for Software Models	Jörg Rech, Axel Spriestersbach	2008	Conference	Model Driven Architecture – Foundations and Applications
17	Empirical evaluation of clone detection using syntax suffix trees	Raimar Falk, Pierre Frenzel, Rainer Koschke	2008	Journal	Empirical Software Engineering
18	Visual Detection of Design Anomalies	K. Dhambri, H. Sahraoui, P. Poulin	2008	Conference	12th European Conference on Software Maintenance and Reengineering (CSMR)
19	Detecting bad smells in object oriented design using design change propagation probability matrix	A. Rao; K. Raddy	2008	Conference	International MultiConference of Engineers and Computer Scientists (IMECS)
20	Visually localizing design problems with disharmony maps	Richard Wetzel; Michele Lanza	2008	Conference	4th ACM Symposium on Software visualization (SoftVis)
21	A Bayesian Approach for the Detection of Code and Design Smells	F. Khomh; S. Vaucher; Y. G. Gueheneuc; H. Sahraoui	2009	Conference	2009 Ninth International Conference on Quality Software
22	A Flexible Framework for Quality Assurance of Software Artefacts with Applications to Java, UML, and TTCN-3 Test Specifications	J. Nodler; H. Neukirchen; J. Grabowski	2009	Conference	2009 International Conference on Software Testing Verification and Validation (ICST)
23	An Interactive Ambient Visualization for Code Smells	Emerson Murphy-Hill; Andrew P. Black	2010	Conference	5th International Symposium on Software Visualization (SoftVis)
24	Learning from 6,000 Projects: Lightweight Cross-project Anomaly Detection	Natalie Gruska; Andrzej Wasylkowski; Andreas Zeller	2010	Conference	19th International Symposium on Software Testing and Analysis (ISSTA)

25	Identifying Code Smells with Multiple Concern Views	G. d. F. Carneiro; M. Silva; L. Mara; E. Figueiredo; C. Sant'Anna; A. Garcia; M. Mendonca	2010	Conference	Brazilian Symposium on Software Engineering (SBES)
26	Reducing Subjectivity in Code Smells Detection: Experimenting with the Long Method	S. Bryton; F. Brito e Abreu; M. Monteiro	2010	Conference	7th International Conference on the Quality of Information and Communications Technology (QUATIC)
27	DECOR: A method for the specification and detection of code and design smells	Moha N., Guéhéneuc Y.-G., Duchien L., Le Meur A.-F.	2010	Journal	IEEE Transactions on Software Engineering
28	IDS: An immune-inspired approach for the detection of software design smells	Hassaine S., Khomh F., Guéhéneuc Y.-G., Hamel S.	2010	Conference	7th International Conference on the Quality of Information and Communications Technology (QUATIC)
29	Detecting Missing Method Calls in Object-Oriented Software	Martin Monperrus Marcel Bruch Mira Mezini	2010	Conference	European Conference on Object-Oriented Programming (ECOOP)
30	From a domain analysis to the specification and detection of code and design smells	Naouel Moha, Yann-Gaël Guéhéneuc, Anne-Françoise Le Meur, Laurence Duchien, Alban Tiberghien	2010	Journal	Formal Aspects of Computing
31	BDTEX: A QOM-based Bayesian approach for the detection of anti-patterns	Khomh F., Vaucher S., Guéhéneuc Y.-G., Sahraoui H.	2011	Journal	Journal of Systems and Software
32	An Approach for Source Code Classification Using Software Metrics and Fuzzy Logic to Improve Code Quality with Refactoring Techniques	Pornchai Lerthathairat, Nakornthip Prompoon	2011	Conference	2nd International Conference on Software Engineering and Computer Systems (ICSECS)
33	IDE-based Real-time Focused Search for Near-miss Clones	Minhaz F. Zibran; Chanchal K. Roy	2012	Conference	27th Annual ACM Symposium on Applied Computing (SAC)
34	Detecting Bad Smells with Weight Based Distance Metrics Theory	J. Dexun; M. Peijun; S. Xiaohong; W. Tiantian	2012	Conference	Second International Conference on Instrumentation, Measurement, Computer, Communication and Control (IMCCC)
35	Analytical learning based on a meta-programming approach for the detection of object-oriented design defects	Mekruksavanich S., Yupapin P.P., Muenchaisri P.	2012	Journal	Information Technology Journal
36	Automatic identification of the anti-patterns using the rule-based approach	Polásek I., Snopko S., Kapustík I.	2012	Conference	10th Jubilee International Symposium on Intelligent Systems and Informatics (SISY)
37	A New Design Defects Classification: Marrying Detection and Correction	Rim Mahouachi, Marouane Kessentini, Khaled Ghedira	2012	Conference	International Conference on Fundamental Approaches to Software Engineering (FASE)
38	Clones in Logic Programs and How to Detect Them	Céline Dandois, Wim Vanhoof	2012	Conference	International Symposium on Logic-Based Program Synthesis and Transformation (LOPSTR)
39	Smurf: A svm-based incremental anti-pattern detection approach	Maiga, A., Ali, N., Bhattacharya, N., Sabane, A., Guéhéneuc, Y. G., & Aimeur, E	2012	Conference	19th Working Conference on Reverse Engineering (WCRE)
40	Support vector machines for anti-pattern detection	Maiga A, Ali N, Bhattacharya N, Sabané A, Guéhéneuc Y-G, Antoniol G, Aimeur E	2012	Conference	27th IEEE/ACM International Conference on Automated Software Engineering (ASE)
41	Detecting Missing Method Calls As Violations of the Majority Rule	Martin Monperrus; Mira Mezini	2013	Journal	ACM Transactions on Software Engineering Methodology
42	Code Smell Detection: Towards a Machine Learning-Based Approach	F. A. Fontana; M. Zanoni; A. Marino; M. V. Mantyla;	2013	Conference	29th IEEE International Conference on Software Maintenance (ICSM)
43	Identification of Refused Bequest Code Smells	E. Ligu; A. Chatzigeorgiou; T. Chaikalis; N. Ygeionomakis	2013	Conference	29th IEEE International Conference on Software Maintenance (ICSM)
44	JNSOSE: Detecting JavaScript Code Smells	A. M. Fard; A. Mesbah	2013	Conference	13th International Working Conference on Source Code Analysis and Manipulation (SCAM)
45	Interactive ambient visualizations for soft advice	Murphy-Hill E., Barik T., Black A.P.	2013	Journal	Information Visualization
46	A novel approach to effective detection and analysis of code clones	Rajakumari K.E., Jebarajan T.	2013	Conference	3rd International Conference on Innovative Computing Technology (INTECH)
47	Competitive coevolutionary code-smells detection	Boussaa M., Kessentini W., Kessentini M., Bechikh S., Ben Chikha S.	2013	Conference	Lecture Notes in Computer Science (including subseries Lecture Notes in Artificial Intelligence and Lecture Notes in Bioinformatics)

48	Detecting bad smells in source code using change history information	Palomba F., Bavota G., Di Penta M., Oliveto R., De Lucia A., Poshyvanyk D.	2013	Conference	28th IEEE/ACM International Conference on Automated Software Engineering (ASE)
49	Code-Smell Detection As a Bilevel Problem	Dilan Sahin; Marouane Kessentini; Slim Bechikh; Kalyanmoy Deb	2014	Journal	ACM Trans. Softw. Eng. Methodol.
50	Two level dynamic approach for Feature Envy detection	S. Kumar; J. K. Chhabra	2014	Conference	International Conference on Computer and Communication Technology (ICCCCT)
51	A Cooperative Parallel Search-Based Software Engineering Approach for Code-Smells Detection	Kessentini W., Kessentini M., Sahraoui H., Bechikh S., Ouni A.	2014	Journal	IEEE Transactions on Software Engineering
52	SourceMiner: Towards an Extensible Multi-perspective Software Visualization Environment	Glauco de Figueiredo Carneiro, Manoel Gomes de Mendonça Neto	2014	Conference	International Conference on Enterprise Information Systems (ICEIS)
53	Including Structural Factors into the Metrics-based Code Smells Detection	Bartosz Walter; Błażej Matuszyk; Francesca Arcelli Fontana	2015	Conference	XP'2015 Workshops
54	Textual Analysis for Code Smell Detection	Fabio Palomba	2015	Conference	37th International Conference on Software Engineering (ICSE)
55	Using Developers' Feedback to Improve Code Smell Detection	Mario Hozano; Henrique Ferreira; Italo Silva; Balduino Fonseca; Evandro Costa	2015	Conference	30th Annual ACM Symposium on Applied Computing (SAC)
56	Code Bad Smell Detection through Evolutionary Data Mining	S. Fu; B. Shen	2015	Conference	2015 ACM/IEEE International Symposium on Empirical Software Engineering and Measurement (ESEM)
57	JSpIRIT: a flexible tool for the analysis of code smells	S. Vidal; H. Vazquez; J. A. Diaz-Pace; C. Marcos; A. Garcia; W. Oizumi	2015	Conference	34th International Conference of the Chilean Computer Science Society (SCCC)
58	Mining Version Histories for Detecting Code Smells	F. Palomba; G. Bavota; M. D. Penta; R. Oliveto; D. Poshyvanyk; A. De Lucia	2015	Conference	IEEE Transactions on Software Engineering
59	Detection and handling of model smells for MATLAB/simulink models	Gerlitz T., Tran Q.M., Dziobek C.	2015	Conference	CEUR Workshop Proceedings
60	Experience report: Evaluating the effectiveness of decision trees for detecting code smells	Amorim L., Costa E., Antunes N., Fonseca B., Ribeiro M.	2015	Conference	26th International Symposium on Software Reliability Engineering (ISSRE)
61	Detecting software design defects using relational association rule mining	Gabriela Czibula, Zsuzsanna Marian, Istvan Gergely Czibula	2015	Journal	Knowledge and Information Systems
62	A Graph-based Approach to Detect Unreachable Methods in Java Software	Simone Romano; Giuseppe Scanniello; Carlo Sartiani; Michele Risi	2016	Conference	31st Annual ACM Symposium on Applied Computing (SAC)
63	Comparing and experimenting machine learning techniques for code smell detection	Arcelli Fontana F., Mäntylä M.V., Zanoni M., Marino A.	2016	Journal	Empirical Software Engineering
64	A Lightweight Approach for Detection of Code Smells	Ghulam Rasool, Zeeshan Arshad	2016	Journal	Arabian Journal for Science and Engineering
65	Multi-objective code-smells detection using good and bad design examples	Usman Mansoor, Marouane Kessentini, Bruce R. Maxim, Kalyanmoy Deb	2016	Journal	Software Quality Journal
66	Continuous Detection of Design Flaws in Evolving Object-oriented Programs Using Incremental Multi-pattern Matching	Sven Peldszus; Géza Kulcsár; Malte Lochau; Sandro Schulze	2016	Conference	31st IEEE/ACM International Conference on Automated Software Engineering (ASE)
67	Metric and rule based automated detection of antipatterns in object-oriented software systems	M. T. Aras, Y. E. Selçuk	2016	Conference	7th International Conference on Computer Science and Information Technology (CSIT)
68	Automated detection of code smells caused by null checking conditions in Java programs	K. Sirikul, C. Soomlek	2016	Conference	13th International Joint Conference on Computer Science and Software Engineering (JC-SSE)
69	A textual-based technique for Smell Detection	F. Palomba, A. Panichella, A. De Lucia, R. Oliveto, A. Zaidman	2016	Conference	24th International Conference on Program Comprehension (ICPC)
70	Detecting Code Smells in Python Programs	Z. Chen, L. Chen, W. Ma, B. Xu	2016	Conference	International Conference on Software Analysis, Testing and Evolution (SATE)
71	DT : a detection tool to automatically detect code smell in software project	Liu, Xinghua; Zhang, Cheng	2016	Conference	4th International Conference on Machinery, Materials and Information Technology Applications

72	Interactive Code Smells Detection: An Initial Investigation	Mkaouer, Mohamed Wiem	2016	Conference	Symposium on Search-Based Software Engineering (SSBSE)
73	Automatic detection of bad smells from code changes	Hammad M., Labadi A.	2016	Journal	International Review on Computers and Software
74	Detecting shotgun surgery bad smell using similarity measure distribution model	Saranya G., Khanna Nehemiah H., Kannan A., Vimala S.	2016	Journal	Asian Journal of Information Technology
75	Detecting Android Smells Using Multi-objective Genetic Programming	Marouane Kessentini; Ali Ouni	2017	Conference	4th International Conference on Mobile Software Engineering and Systems (MOBILE-Soft)
76	Smells Are Sensitive to Developers!: On the Efficiency of (Un)Guided Customized Detection	Mario Hozano; Alessandro Garcia; Nuno Antunes; Balduino Fonseca; Evandro Costa	2017	Conference	25th International Conference on Program Comprehension
77	An arc-based approach for visualization of code smells	M. Steinbeck	2017	Conference	24th International Conference on Software Analysis; Evolution and Reengineering (SANER). IEEE
78	An automated code smell and anti-pattern detection approach	S. Velioglu, Y. E. Selçuk	2017	Conference	15th International Conference on Software Engineering Research; Management and Applications (SERA)
79	Lightweight detection of Android-specific code smells: The aDoctor project	Palomba F., Di Nucci D., Panichella A., Zaidman A., De Lucia A.	2017	Conference	24th IEEE International Conference on Software Analysis, Evolution, and Reengineering (SANER)
80	On the Use of Smelly Examples to Detect Code Smells in JavaScript	Ian Shoenberger, Mohamed Wiem Mkaouer, Marouane Kessentini	2017	Conference	European Conference on the Applications of Evolutionary Computation (EvoApplications)
81	A Support Vector Machine Based Approach for Code Smell Detection	A. Kaur; S. Jain; S. Goel	2017	Conference	International Conference on Machine Learning and Data Science (MLDS)
82	An ontology-based approach to analyzing the occurrence of code smells in software	Da Silva Carvalho, L.P., Novais, R., Do Nascimento Salvador, L., De Mendonça Neto, M.G.	2017	Conference	19th International Conference on Enterprise Information Systems (ICEIS)
83	Automatic multiprogramming bad smell detection with refactoring	Verma, A; Kumar, A; Kaur, I	2017	Journal	International Journal of Advanced and Applied Sciences
84	c-JRefRec: Change-based identification of Move Method refactoring opportunities	N. Ujihara; A. Ouni; T. Ishio; K. Inoue	2017	Conference	24th International Conference on Software Analysis, Evolution and Reengineering (SANER)
85	Finding bad code smells with neural network models	Kim, D.K.	2017	Journal	International Journal of Electrical and Computer Engineering
86	Metric based detection of refused bequest code smell	B. M. Merzah; Y. E. SelAşuk	2017	Conference	9th International Conference on Computational Intelligence and Communication Networks (CICN)
87	Systematic exhortation of code smell detection using JSmell for Java source code	M. Sangeetha; P. Sengottuvelan	2017	Conference	International Conference on Inventive Systems and Control (ICISC)
88	A Feature Envy Detection Method Based on Dataflow Analysis	W. Chen; C. Liu; B. Li	2018	Conference	42nd Annual Computer Software and Applications Conference (COMPSAC)
89	A Hybrid Approach To Detect Code Smells using Deep Learning	Hadj-Kacem, M; Bouassida, N	2018	Conference	13th International Conference on Evaluation of Novel Approaches to Software Engineering (ENASE)
90	Automatic detection of feature envy using machine learning techniques	Özkalkan, Z., Aydin, K., Tetik, H.Y., Sağlam, R.B.	2018	Conference	12th Turkish National Software Engineering Symposium
91	Code-smells identification by using PSO approach	Ramesh, G., Mallikarjuna Rao, C.	2018	Journal	International Journal of Recent Technology and Engineering
92	Deep Learning Based Feature Envy Detection	Hui Liu and Zhifeng Xu and Yanzen Zou	2018	Conference	33rd ACM/IEEE International Conference on Automated Software Engineering (ASE)
93	Detecting Bad Smells in Software Systems with Linked Multivariate Visualizations	H. Mumtaz; F. Beck; D. Weiskopf	2018	Conference	Working Conference on Software Visualization (VisSoft)
94	Detecting code smells using machine learning techniques: Are we there yet?	D. Di Nucci; F. Palomba; D. A. Tamburri; A. Serebrenik; A. De Lucia	2018	Conference	25th International Conference on Software Analysis, Evolution and Reengineering (SANER)
95	DT: An Upgraded Detection Tool to Automatically Detect Two Kinds of Code Smell: Duplicated Code and Feature Envy	Xinghua Liu and Cheng Zhang	2018	Conference	International Conference on Geoinformatics and Data Analysis
96	Exploring the Use of Rapid Type Analysis for Detecting the Dead Method Smell in Java Code	S. Romano; G. Scanniello	2018	Conference	2018 44th Euromicro Conference on Software Engineering and Advanced Applications (SEAA)

97	Model level code smell detection using EGAPSO based on similarity measures	Saranya, G; Nehemiah, HK; Kannan, A; Nithya, V	2018	Journal	Alexandria Engineering Journal
98	Software Code Smell Prediction Model Using Shannon, Renyi and Tsallis Entropies	Gupta, A; Suri, B; Kumar, V; Misra, S; Blazauskas, T; Damasevicius, R	2018	Journal	Entropy
99	Towards Feature Envy Design Flaw Detection at Block Level	A. Kiss; P. F. Mihancea	2018	Conference	International Conference on Software Maintenance and Evolution (ICSME)
100	Understanding metric-based detectable smells in Python software: A comparative study	Chen, ZF; Chen, L; Ma, WWY; Zhou, XY; Zhou, YM; Xu, BW	2018	Journal	Information and Software Technology
101	SP-J48: a novel optimization and machine-learning-based approach for solving complex problems: special application in software engineering for detecting code smells	Amandeep Kaur, Sushma Jain, Shivani Goel	2019	Journal	Neural Computing and Applications
102	Visualizing code bad smells	Hammad, M., Alsofriya, S.	2019	Journal	International Journal of Advanced Computer Science and Applications



S67	0	1	1	1	1	0	1	0	5
S68	0	1	1	0	1	0	1	0	4
S69	1	1	1	1	1	0	1	0	6
S70	0	1	1	1	0	0	1	0	4
S71	0	0	1	1	1	0	0	0	3
S72	0	1	1	1	1	0	1	0	5
S73	0	1	1	0	0	0	1	0	3
S74	1	1	1	0	1	0	1	0	5
S75	0	1	1	1	1	0	1	0	5
S76	1	1	1	1	1	0	1	0	6
S77	0	0	1	0	0	0	0	1	2
S78	1	1	1	1	1	0	1	0	6
S79	0	1	1	1	0	1	1	0	5
S80	0	1	1	1	1	0	1	0	5
S81	0	1	1	1	1	0	1	0	5
S82	1	1	1	0	0	0	0	0	3
S83	0	0	1	0	0	0	1	0	2
S84	0	1	1	1	1	0	1	0	5
S85	0	1	1	0	0	0	1	0	3
S86	0	1	1	0	0	0	0	0	2
S87	0	0	1	0	0	0	0	0	1
S88	1	1	1	0	1	0	1	0	5
S89	1	1	1	1	1	0	1	0	6
S90	0	1	1	0	0	0	1	0	3
S91	0	0	1	0	0	0	0	0	1
S92	1	1	1	1	1	0	1	0	6
S93	1	1	1	1	0	0	0	1	5
S94	0	1	1	1	1	0	1	0	5
S95	0	1	1	0	1	0	0	0	3
S96	1	1	1	1	1	0	1	0	6
S97	0	1	1	1	1	0	1	0	5
S98	0	1	1	1	0	0	1	0	4
S99	1	1	1	1	1	0	0	1	6
S100	1	1	1	1	0	1	1	0	6
S101	1	1	1	1	1	0	1	0	6
S102	0	0	1	1	0	0	1	0	3
Total	63	83	102	85	54	8	78	18	491

## Appendix D. Description of code smells detected in the studies, according to the authors

Code smell	Description	Reference
Alternative Classes with Different Interface	One class supports different classes, but their interface is different	[18, 30]
AntiSingleton	A class that provides mutable class variables, which consequently could be used as global variables	[26]
God Class (Large Class or Blob)	Class that has many responsibilities and consequently contains many methods and variables. The same Single Responsibility Principle (SRP) also applies in this case	[18, 30]
Brain Class	Class that tends to centralize the functionality of the system and consequently complex. They are therefore assumed to be difficult to understand and maintain. However, unlike God Classes, Brain Classes do not use much data from foreign classes and are slightly more cohesive	[32, 41]
Brain Method	Often a method starts out as a "normal" method, but due to more and more functionality being added gets out of control, making it difficult to understand or maintain. Brain methods tend to centralize the functionality of a class.	[32]
Careless Cleanup	The exception resource can be interrupted by another exception	[21]
Class Data Should Be Private	A class that exposes its fields, thus violating the principle of encapsulation	[26]
Closure Smells	Nested functions declared in JavaScript, are called closures. Closures make it possible to emulate object-oriented notions, such as <i>public</i> , <i>private</i> members, and <i>privileged</i> members. Inner functions have access to the parameters and variables - except for the <i>this</i> and <i>argument</i> variables - of the functions in which they are nested, even after the outer function has returned. Four smells related to the concept of function closures (long scope chaining, closures in loops, variable name conflict in closures, accessing the this reference in closures)	[14]
Code clone/Duplicated code	Consists of equal or very similar passages in different fragments of the same code base	[18, 30]
Comments	Comments should be used with care as they are generally not required. Whenever it is necessary to insert a comment, it is worth checking if the code cannot be more expressive	[18, 30]
Complex Class	A class that has (at least) one large and complex method, in terms of cyclomatic complexity and LOCs	[26]
Complex Container Comprehension	A container comprehension (including list comprehension, set comprehension, dictionary comprehension, and generator expression) that is too complex	[11]
Complex List Comprehension	A list comprehension that is too complex. List comprehensions in Python provide a concise and efficient way to create new lists. However, when list comprehensions contain complex expressions, they are no longer clear. Apparently, it is hard to analyze control flows of complex list comprehensions	[11]
Coupling between JavaScript, HTML, and CSS	In web applications, HTML is meant for presenting content and structure, CSS for styling, and JavaScript for functional behaviour. It is a well-established programming technique, known as division of concerns, to hold these three entities apart. Unfortunately, JavaScript code is frequently mixed with markup and styling code by web developers, which negatively affects software understanding, maintenance and debugging efforts in web applications.	[14]
Data class	A class that only acts as a data container, without any behaviour. Other classes are typically responsible for manipulating their data, which is the case of Feature Envy,	[18, 30]
Data Clump	Data structures that always appear together, and the entire collection loses its sense when one of the elements is not present.	[18, 30]
Dead Code	Characterized by a variable, attribute, or code fragment that is not used anywhere. Typically it is a result of a change in code with insufficient cleaning	[54, 30]
Delegator	Overuse of delegation or misuse of inheritance	[29]
Dispersed Coupling	Refers to a method which is tied to many operations dispersed among many classes throughout the system	[32]
Divergent Change	A single class needs to be changed for many reasons. This is a strong indication that it is not sufficiently cohesive and must be divided	[18, 30]
Dummy Handler	Dummy handler is only used for viewing the exception but it will not handle the exception	[21]
Empty Catch Block	When the catch block is left blank in the catch statement	[21]
Exception thrown in the finally block	How to handle the exception thrown inside the finally block of another try catch statement	[21]
Excessive Global Variables	Global variables can be accessed in the JavaScript code from anywhere, even if they are defined in different files loaded on the same page. As such, naming conflicts between global variables in different JavaScript source files is common, which affects program dependability and correctness. The higher the number of global variables in the code, the more dependent existing modules are likely to be; and dependency increases errorprone-ness, and maintainability efforts	[14]
Feature Envy	When a method is more interested in members of other classes than its own, is a clear sign that it is in the wrong class	[18, 30]
Functional Decomposition	A procedural code in a technology that implements the OO paradigm (usually the main function that calls many others), caused by the previous expertise of the developers in a procedural language and little experience in OO	[7, 30]
God Package	A package that is too large. That knows too much or does too much	[35]
Inappropriate Intimacy	A case where two classes are known too, characterizing a high level of coupling	[18, 30]



Incomplete Library Class	The software uses a library that is not complete, and therefore extensions to that library are required	[18, 30]
InstanceOf	In Java, the instanceof operator is used to check that an object is an instance of a given class or implements a certain interface. These are considered CS aspects because a concentration of instanceof operators in the same block of code may indicate a place where the introduction of an inheritance hierarchy or the use of method overloading might be a better solution	[13]
Intensive Coupling	Refers to a method that is tied to many other operations located in only a few classes within the system.	[32]
Introduce null object	Repeated null checking conditions are added into the code to prevent the null pointer exception problem. By doing so, the duplications of null checking conditions could have been placed in different locations of the software system	[51]
Large object	An object with too many responsibilities. An object that is doing too much should be refactored. Large objects may be restructured or broken into smaller objects	[14]
Lazy Class	Classes that do not have sufficient responsibilities and therefore should not exist	[18, 30]
Lazy object	An object that does too little. An object that is not doing enough work should be refactored. Lazy objects may be collapsed or combined into other classes	[14]
Long Base Class List	A class definition with too many base classes. Python supports a limited form of multiple inheritance. If an attribute in Python is not found in the derived class during execution, it is searched recursively in the base classes declared in the base class list in sequence. Too long base class list will limit the speed of interpretive execution	[11]
Long Element Chain	An expression that is accessing an object through a long chain of elements by the bracket operator. Long Element Chain is directly caused by nested arrays. It is unreadable especially when a deep level of array traversing is taking place	[11]
Long Lambda Function	A lambda function that is overly long, in term of the number of its characters	[11]
Long Message Chain	An expression that is accessing an object through a long chain of attributes or methods by the dot operator	[11]
Long Method	Very large method/function and, therefore, difficult to understand, extend and modify. It is very likely that this method has too many responsibilities, hurting one of the principles of a good OO design (SRP: Single Responsibility Principle)	[18, 30]
Long Parameter List	Extensive parameter list, which makes it difficult to understand and is usually an indication that the method has too many responsibilities	[18, 30]
Long Scope Chaining	A method or a function that is multiply-nested	[11]
Long Ternary Conditional Expression	A ternary conditional expression ("X if C else Y") that is overly long	[11]
Message Chain	One object accesses another, to then access another object belonging to this second, and so on, causing a high coupling between classes	[18, 30]
Method call sequences	The interplay of multiple methods, though—in particular, whether a specific sequence of method calls is allowed or not—is neither specified nor checked at compile time	[55]
Middle Man	Identified how much a class has almost no logic, as it delegates almost everything to another class	[18, 30]
Misplaced Class	Suggests a class that is in a package that contains other classes not related to it	[42]
Missing method calls	Overlook certain important method calls that are required at particular places in code	[39]
Multiply-Nested Container	A container (including set, list, tuple, dict) that is multiply-nested. It directly produces expressions accessing an object through a long chain of indexed elements	[11]
Nested Callback	A callback is a function passed as an argument to another (parent) function. Using excessive callbacks, however, can result in hard to read and maintain code due to their nested anonymous (and usually asynchronous) nature	[14]
Nested Try Statements	When one or more try statements are contained in the try statement	[21]
Null checking in a string comparison problem	Null checking conditions are usually found in string comparison, particularly in an if statement. This form of defensive programming can be employed to prevent the null pointer exception error. The same null checking statement is repeatedly appeared when the same String object is compared, resulting in a marvellous number of duplicated null checking conditions	[51]
Parallel Inheritance	Existence of two hierarchies of classes that are fully connected, that is, when adding a subclass in one of the hierarchies, it is required that a similar subclass be created in the other	[18, 30]
Primitive Obsession	It represents the situation where primitive types are used in place of light classes	[18, 30]
Promiscuous Package	A package can be considered as promiscuous if it contains classes implementing too many features, making it too hard to understand and maintain	[42]
Refused Bequest	It indicates that a subclass does not use inherited data or behaviors	[18, 30]
Shotgun Surgery	Opposite to Divergent Change, because when it happens a modification, several different classes have to be changed	[18, 30]
Spaghetti Code	Use of classes without structures, long methods without parameters, use of global variables, in addition to not exploiting and preventing the application of OO principles such as inheritance and polymorphism	[7, 30]
Speculative Generality	Code snippets are designed to support future software behavior that is not yet required	[18, 30]
Swiss Army Knife	Exposes the high complexity to meet the predictable needs of a part of the system (usually utility classes with many responsibilities)	[7, 30]

Switch Statement	It is not necessarily smells by definition, but when they are widely used, they are usually a sign of problems, especially when used to identify the behavior of an object based on its type	[18, 30]
Temporary Field	Member-only used in specific situations, and that outside of it has no meaning	[18, 30]
Tradition Breaker	This design disharmony strategy takes its name from the principle that the interface of a class should increase in an evolutionary fashion. This means that a derived class should not break the inherited "tradition" and provide a large set of services which are unrelated to those provided by its base class.	[32]
Type Checking	Type-checking code is introduced in order to select a variation of an algorithm that should be executed, depending on the value of an attribute	[53]
Typecast	Typecasts are used to explicitly convert an object from one class type into another. Many people consider typecasts to be problematic since it is possible to write illegal casting instructions in the source code which cannot be detected during compilation but result in runtime errors	[13]
Unprotected Main	Outer exception will not be handled in the main program; it can only be handled in a subprogram or a function	[21]
Useless Exception Handling	A try...except statement that does little	[11]
Wide Subsystem Interface	A Subsystem Interface consists of classes that are accessible from outside the package they belong to. The flaw refers to the situation where this interface is very wide, which causes a very tight coupling between the package and the rest of the system	[57]

## Appendix E. Frequencies of code smells detected in the studies

Code smell	Nº of studies	% Studies	programming language
God Class (Large Class or Blob)	43	51.8%	Java, C/C++ , C#, Python
Feature Envy	28	33.7%	Java, C/C++ , C#
Long Method	22	26.5%	Java, C/C++ , C#, Python, JavaScript
Data class	18	21.7%	Java, C/C++ , C#
Functional Decomposition	17	20.5%	Java
Spaghetti Code	17	20.5%	Java
Long Parameter List	12	14.5%	Java, C/C++ , C#, Python, JavaScript
Swiss Army Knife	11	13.3%	Java
Refused Bequest	10	12.0%	Java, C/C++ , C#, JavaScript
Shotgun Surgery	10	12.0%	Java, C++ , C#
Code clone/Duplicated code	9	10.8%	Java, C/C++ , C#
Lazy Class	8	9.6%	Java, C++ , C#
Divergent Change	7	8.4%	Java, C#
Dead Code	4	4.8%	Java, C++ , C#
Switch Statement	4	4.8%	Java, C#, JavaScript
Brain Class	3	3.6%	Java, C++
Data Clump	3	3.6%	Java, C/C++ , C#
Long Message Chain	3	3.6%	JavaScript, Python
Misplaced Class	3	3.6%	Java, C++
Parallel Inheritance	3	3.6%	Java, C#
Primitive Obsession	3	3.6%	Java, C/C++ , C#
Speculative Generality	3	3.6%	Java, C#
Temporary Field	3	3.6%	Java, C#
Dispersed Coupling	2	2.4%	Java, C++
Empty Catch Block	2	2.4%	Java, JavaScript
Excessive Global Variables	2	2.4%	JavaScript
Intensive Coupling	2	2.4%	Java, C++
Large object	2	2.4%	JavaScript
Lazy object	2	2.4%	JavaScript
Long Base Class List	2	2.4%	Python
Long Lambda Function	2	2.4%	Python
Long Scope Chaining	2	2.4%	Python
Long Ternary Conditional Expression	2	2.4%	Python
Message Chain	2	2.4%	Java, C/C++ , C#
Middle Man	2	2.4%	Java, C/C++ , C#
Missing method calls	2	2.4%	Java
Alternative Classes with Different Interface	1	1.2%	Java, C#
AntiSingleton	1	1.2%	Java
Brain Method	1	1.2%	Java, C++
Careless Cleanup	1	1.2%	Java
Class Data Should Be Private	1	1.2%	Java
Closure Smells	1	1.2%	JavaScript
Comments	1	1.2%	Java, C#
Complex Class	1	1.2%	Java
Complex Container Comprehension	1	1.2%	Python
Complex List Comprehension	1	1.2%	Python
Coupling between JavaScript, HTML, and CSS	1	1.2%	JavaScript
Delegator	1	1.2%	Java
Dummy Handler	1	1.2%	Java
Exception thrown in the finally block	1	1.2%	Java
God Package	1	1.2%	Java, C++
Inappropriate Intimacy	1	1.2%	Java, C#
Incomplete Library Class	1	1.2%	Java, C#
Instanceof	1	1.2%	Java
Introduce null object	1	1.2%	Java
Long Element Chain	1	1.2%	Python
Method call sequences	1	1.2%	Java
Multiply-Nested Container	1	1.2%	Python
Nested Callback	1	1.2%	JavaScript
Nested Try Statements	1	1.2%	Java
Null checking in a string comparison problem	1	1.2%	Java
Promiscuous Package	1	1.2%	Java

---

Tradition Breaker	1	1.2%	Java, C++
Type Checking	1	1.2%	Java
Typecast	1	1.2%	Java
Unprotected Main	1	1.2%	Java
Useless Exception Handling	1	1.2%	Python
Wide Subsystem Interface	1	1.2%	Java, C++