A Real–Time Novelty Detector For A Mobile Robot*

Stephen Marsland, Ulrich Nehmzow and Jonathan Shapiro
Department of Computer Science
University of Manchester
Oxford Road
Manchester M13 9PL, U.K.
{smarsland, ulrich, jls}@cs.man.ac.uk

Abstract

Recognising new or unusual features of an environment is an ability which is potentially very useful to a robot. This paper demonstrates an algorithm which achieves this task by learning an internal representation of 'normality' from sonar scans taken as a robot explores the environment. This model of the environment is used to evaluate the novelty of each sonar scan presented to it with relation to the model. Stimuli which have not been seen before, and therefore have more novelty, are highlighted by the filter. The filter has the ability to forget about features which have been learned, so that stimuli which are seen only rarely recover their response over time. A number of robot experiments are presented which demonstrate the operation of the filter.

Keywords: Novelty Detection, Habituation, Mobile Robot, Self-Organisation

1 Introduction

Novelty detection, recognising when a particular stimulus has not been seen before, is a very useful ability for both animals and robots. This paper presents an algorithm which allows a robot to detect novel stimuli. The novelty filter described learns a representation of an environment and then detects deviations from that model by evaluating the novelty of each feature presented.

A novelty filter has many potential uses on a mobile robot. For instance, it could be used as an attentional mechanism, directing the robot's attention to newer features, which may be important and have not previously been learned [11]. This reduces the amount of processing needed to deal with the robot's sensory perceptions. The novelty filter could also enable the robot to be used as an inspection agent. A model is built by the robot of a 'clean' area, which has been inspected by humans and is known to exhibit no undesirable features. The robot then explores the wider environment and marks those stimuli which are not present in the model and therefore were not in the original environment.

This paper demonstrates the behaviour of the novelty filter when the inputs to it are sonar scans taken while a robot explores an environment using a wall-following behaviour. One property of the novelty filter which is investigated here is the ability to forget. This means that it will still find to be novel any stimuli which are seen only infrequently. This is useful because it ensures that these features are always considered novel, not learned over time. This can help the robot to deal with dynamic environments, where things may change over time. If an event happens only occasionally we would like it to be considered novel, but without forgetting the robot will learn to recognise it no matter what the time interval between occurrences.

1.1 Related Work

The best known example of a novelty detector is the Kohonen Novelty Filter [9, 8]. This is an autoencoder neural network which is trained using backpropagation of error [2]. Once the network has been trained, presenting an input to the network produces one of the learned outputs, and taking the bitwise difference between the two displays the novel components of the input.

A number of other researchers have proposed novelty filters. Ypma and Duin [22] proposed a novelty detector based on the self-organising map. Training data was used to train the map, so that the data formed organised neighbourhoods. Then, when any data caused a neuron to fire which was beyond a predefined threshold from any of the neighbourhoods, the data was considered to be novel. This technique depends very strongly on the choice of threshold and assumes that the data presented to the network formed strictly segmented

*Proc. EUREL European Advanced Robotics Systems Conference, Salford 2000.

neighbourhood clusters. The technique has been used by Taylor and MacIntyre [18] to detect machinery faults. The network was trained on data recorded while the machine was operating without problems, and data deviating from this pattern was taken as novel.

The technique of training the network on 'normal' data and then attempting to recognise whether inputs come from the learned probability distribution is a common one when there is little data from a particular class, such as machine faults, but lots of data from the other classes. It has been used for topics as diverse as mammogram scans [17] to machine breakdowns [12, 21].

An alternative method was proposed by Ho and Rouat [6] whose model is based on an integrate-and-fire network. The algorithm times how long it takes the oscillatory network to settle to a stable solution, reasoning that inputs which have been seen previously will converge faster than novel ones.

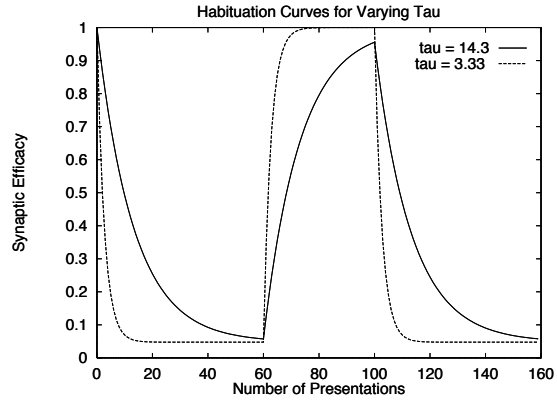

Figure 1: *Left:* An example of how the synaptic efficacy drops when habituation occurs. In both curves, a constant stimulus $S(t) = 1$ is presented, causing the efficacy to fall. The stimulus is reduced to $S(t) = 0$ at time $t = 60$ where the graphs rise again, and becomes $S(t) = 1$ again at $t = 100$, causing another drop. The two curves show the effects of varying τ in equation 3. It can be seen that a larger value of τ causes both the learning and forgetting to occur faster. The other variables were the same for both curves, $\alpha = 1.05$ and $y_0 = 1.0$.

2 The Novelty Filter

The novelty filter described in this paper works on the principle that something is novel if it has not been seen before. The question is how to recognise that an item is new. If we know in advance what everything in the environment will look like then it is relatively simple to train the robot to recognise each of those features. However, this is usually not possible. Instead, if the robot learns to ignore anything which it has seen before, then, it will only respond to novel things. This is something which animals do quite well [14]. There are then two parts to the desired system - learning to recognise features that have been seen before, and evaluating their novelty. The first part, recognising features, is a pattern recognition problem and has been considered widely in the neural network literature. One possible solution is the Kohonen Self-Organising Map [8], which is described below. The second problem, how to evaluate the novelty, is considered in section 2.2.

2.1 The Self-Organising Map

The Self-Organising Map (SOM) of Kohonen [8] is a clustering mechanism which clusters input vector in a topological way, so that perceptions which are similar excite similar regions of the network. The SOM is used here to perform Learning Vector Quantisation, choosing a winning neuron that best matches the input and moving that neuron and its neighbours closer to the input vector. It does this by selecting the neuron with the minimum distance between itself and the input. The distance is defined by:

$$d = \sum_{i=0}^{N-1} \left(\mathbf{w}_i(t) - \mathbf{v}(t)\right)^2, \qquad (1)$$

where $\mathbf{v}(t)$ is the input vector at time t, $\mathbf{w}_i$ the weight between input i and the neuron and the sum is over the N components of the input vector. The weights for the winning neuron and its eight topological neighbours are updated by:

$$\mathbf{w}_i(t+1) = \mathbf{w}_i(t) + \eta(t)\left(\mathbf{v}(t) - \mathbf{w}_i(t)\right) \qquad (2)$$

where η is the learning rate, $0 \leq \eta(t) \leq 1$. A square map field, comprising 100 neurons arranged in a 10 by 10 grid, was used in the experiments reported here. The neighbourhood size was kept constant at ± 1 unit and the learning rate η was 0.25, so that the network was always learning.

2.2 Evaluating the Novelty

Once a feature has been classified using the SOM, the novelty filter needs to assign a novelty value to the reading. A simple counter could be kept on each neuron, recording the number of times that each neuron has fired, and the output reduced accordingly. This is biologically implausible and does not allow for any forgetting of stimuli. When an animal stops responding to a feature which has been presented to it repeatedly, the animal is said to have

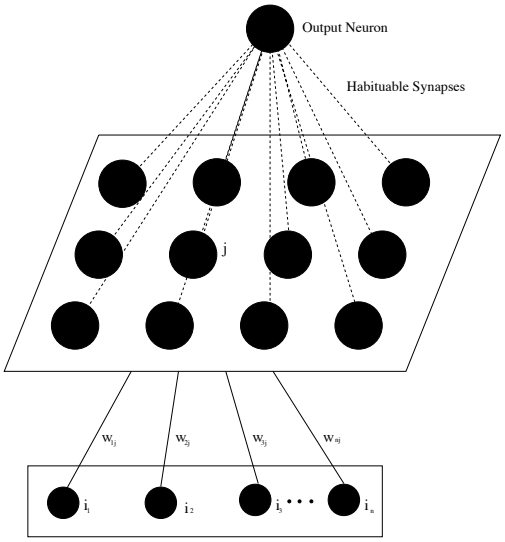

Figure 2: The novelty filter. The input layer connects to a clustering layer which represents the feature space, the winning neuron (i.e., the one 'closest' to the input) passing its output along a habituable synapse to the output neuron so that the output received from a neuron reduces with the number of times it fires.

habituated to the signal. Habituation, thought to be one of the simplest forms of plasticity in the brain [19], has been detected in a wide range of animals from the sea slug *Aplysia* [1, 4] to humans [14]. The increase in the response to an habituated stimulus when the stimulus is withdrawn is called dishabituation. It is thought to be a separate process acting on the habituable synapses [5].

Several researchers have proposed models of the phenomenon of habituation, including Groves [5], Wang and Hsu [20] and Stanley [16]. It is the model of Stanley, described below, which is used here. The synaptic efficacy, $y(t)$, decreases according to the following equation:

$$\tau \frac{dy(t)}{dt} = \alpha \left[y_0 - y(t) \right] - S(t), \qquad (3)$$

where y_0 is the original value of y, τ and α are time constants governing the rate of habituation and recovery respectively, and S is the stimulus presented. The activity of the winning neuron and its neighbours are propagated up the synapse, so the input is $S(t) = d$ (d defined in equation 1). Using equation 3 we can control how strongly a synapse responds to an input. The first time a synapse fires its value is high, but each time it is used its strength decreases, as can be seen in the graph in figure 1. Neurons which do not belong to the winning neighbourhood give an input of $S(t) = 0$ to the synapse. This has the affect of causing the efficacy of the synapse to increase, or 'forget' some of its inhibition, dishabituation.



Figure 3: The Nomad 200 mobile robot.

2.3 Putting it all together

By attaching an habituable synapse to each of the neurons in the SOM, a novelty filter is produced. The network is shown in figure 2. The only remaining question is how the constants α and τ should be chosen. In order for the network to learn quickly, the synapse of the winning neuron should habituate rapidly. By choosing a value of $\tau = 3.33$, the synapse decreases to below 90% of its original value within 5 iterations. The neighbourhood neurons, which recognise similar perceptions, have a smaller amount of habituation, $\tau = 14.33$ and the other neurons, which are forgetting, have a longer time period, $\tau = 100$. This is because we do not want the network to forget perceptions too rapidly. Using this value a perception will recover from complete habituation in about 280 presentations.

3 Experiments

The experiments presented investigate the ability of the novelty filter to learn a model of an external environment through periodic sonar scans taken while exploring, and to detect deviations from that model. The effects of the forgetting mechanism are demonstrated.

3.1 The Robot

A Nomad 200 mobile robot (shown in figure 3) was used to perform the experiments. The band of infra-red sensors mounted at the bottom of the turret of the robot were used to perform a pre–trained wall–following routine [13], and the 16 sonar sensors at the top of the turret were used to provide perceptions of the robot's environment. The angle between the turret and base of the robot was kept fixed. The input vector to the novelty filter consisted of the 16 sonar sensors, each normalised to be between 0 and 1, were thresholded at about 4 metres. The readings were inverted so that inputs from sonar responses received from closer objects were greater.

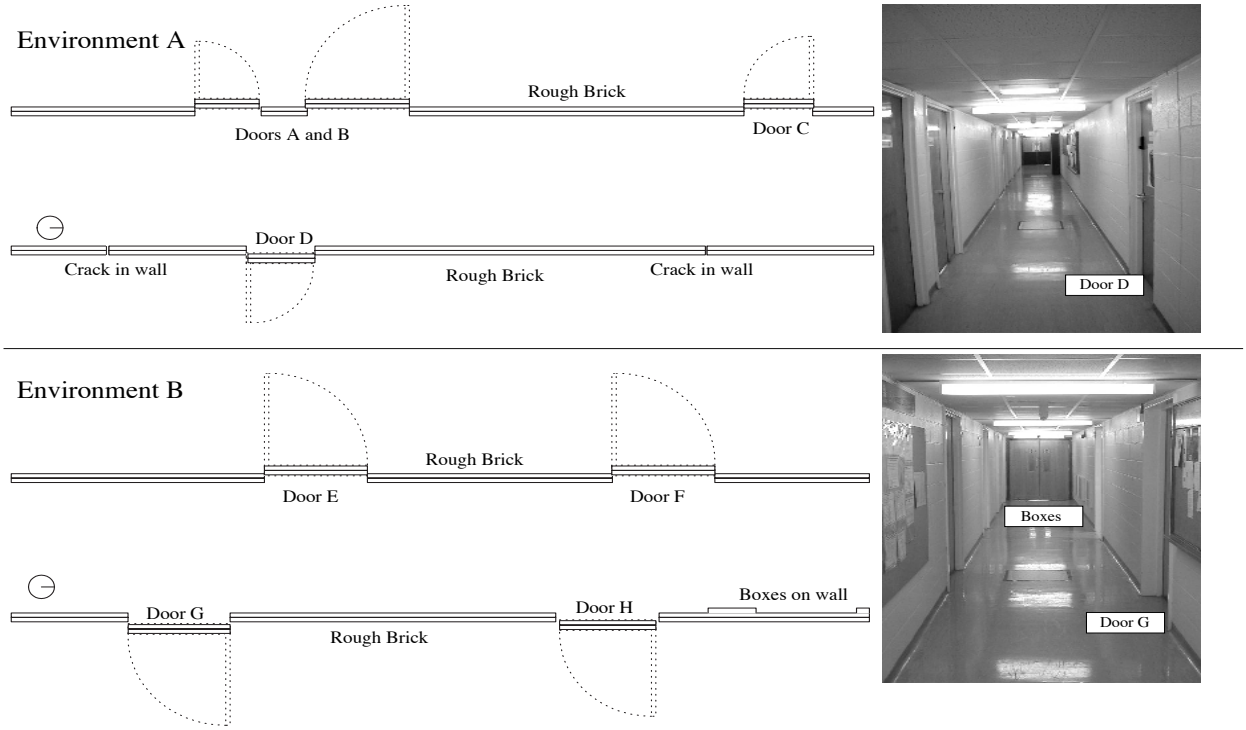

Figure 4: Diagrams of the environments used. The robot is shown facing in the direction of travel adjacent to the wall that it followed. The environments are two similar sections of corridor. The photographs show the environments as they appear from the starting position of the robot. The notice boards which can be seen in environment B are above the height of the robot's sonar sensors, and were therefore not detected.

3.2 Experimental Procedure

The experiments each consisted of a number of trials. In each trial, the robot started from an arbitrarily chosen starting point, and moved using a wall–following behaviour. Every 10 cm along the route, the smoothed readings from the sonar sensors were presented to the novelty filter, which produced a novelty reading. Once the robot had travelled 10 m it stopped and saved the neural network weights. The robot was then returned to the starting point using manual control and the same procedure repeated with the updated network weights.

After each training trial, where the novelty filter learned about the environment, the learning mechanism was turned off and a non-learning trial performed. The sonar inputs still generated output from the novelty filter to record the novelty of perceptions, but the robot did not learn.

3.3 Environments

Two environments were used in the experiments, together with a control environment for training. The two environments are shown in figure 4. They are similar sections of corridor on the second floor of the Computer Science building at the University of Manchester. The corridors are 1.7 m wide and have walls made from painted breezeblock. Doors made of varnished wood lead from the corridors into offices.

4 Results

4.1 Experiment One

The first experiment aimed to demonstrate the ability of the novelty filter to learn a representation of an environment and recognise novel features, so that the robot could be used as an inspection agent. The novelty filter was initialised randomly and then the robot was put into environment A. The left of figure 5 shows the results of this. The figures show the response of the output neuron to the input vector of sonar readings that it receives every 10 cm along the route it travelled. At the top of the figure is a diagram of the environment that the robot was travelling in at the time. Initially it can be seen that everything is novel, but where the robot perceives only wall, it rapidly learns to recognise this. The next thing that it notices is the crack in the wall on its right and then the doors. It is interesting to note that the robot finds the first crack more novel in the third run than in the second. This is because perceptions of such small features

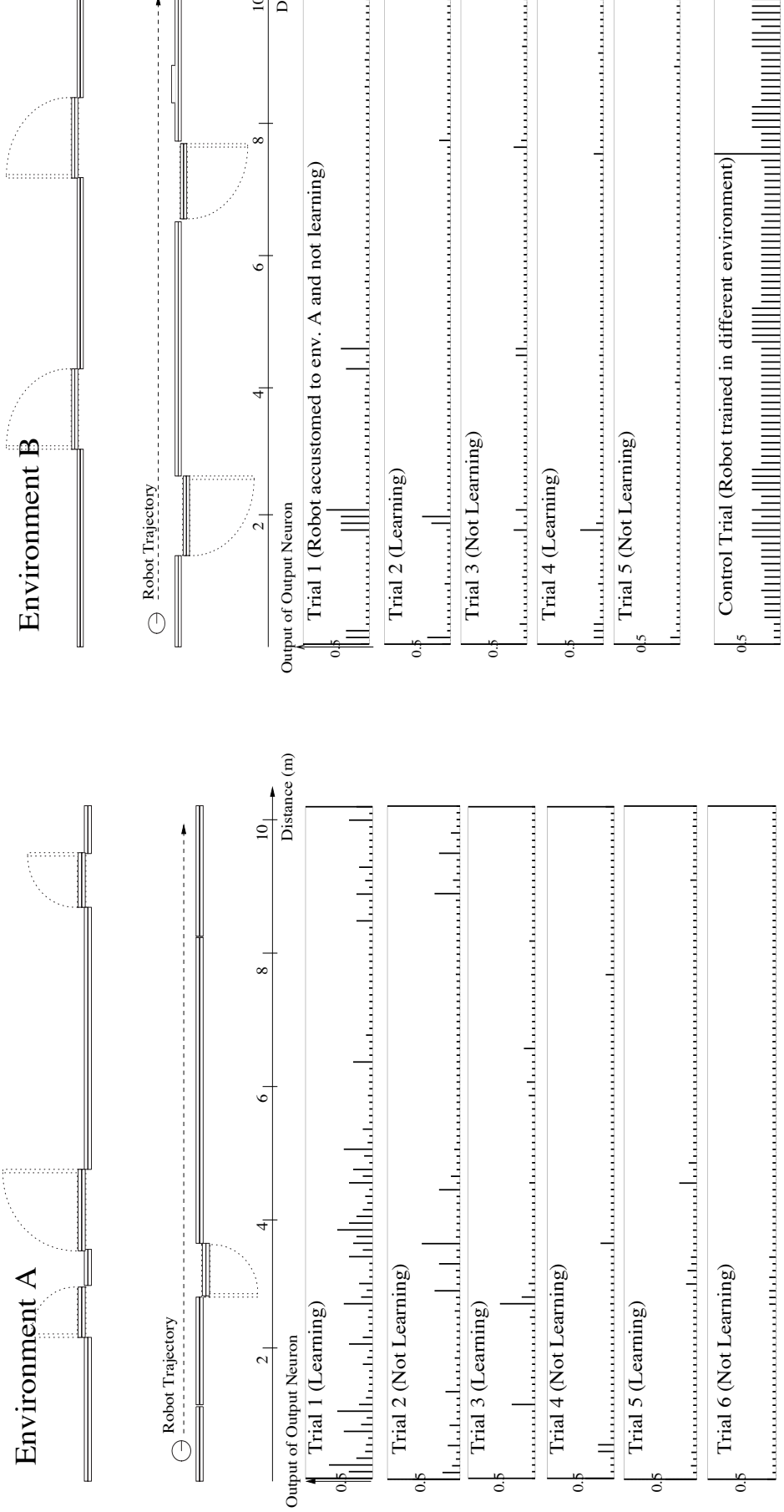

Figure 5: The results of the first experiment. The graphs on the left show the response of the output neuron of the novelty filter as the robot moves within environment A when learning and not learning. Once it has stopped detecting novelty features (so that the activity of the output neuron is low), the robot was moved into environment B. The results of this are shown on the right, and are discussed in section 4.1. The final picture on the right shows the results of investigating environment B after prior training in a completely different control environment.

vary greatly depending upon the precise position of the robot. Only the cracks and the doorways are highlighted in the later trials. After two more learning trials, the novelty filter has learned an accurate representation of the environment, as can be seen from the lack of response from the output neuron in trial 6.

Once the novelty filter stopped finding anything novel in environment A, the robot was moved into environment B. This is a similar environment to A (see figure 4). The right of figure 5 shows the results of this. The only things which the robot finds to be novel in this environment are the perceptions of the doorways. This is because the doors are inset further into the wall in this environment. The control trial demonstrates the responses of the novelty filter when the robot is put into environment B after training in a control environment. For this the robot was driven around in an open area, travelling close to a wall, into the open space and back to the wall. It can be seen that the robot finds the environment to be considerably more novel after this training.

4.2 Experiment Two

The second pair of experiments (shown in figure 6) were designed to show the behaviour of the forgetting part of the novelty filter. Two different experiments were performed. In both the network weights learned when exploring environment A were used. The first trial shows that the novelty filter had learned about this environment, since the robot did not find anything novel. A door in the environment was then opened (shown as Environment A* at the bottom of figure 6), and the robot learned about this new environment. A cardboard box was placed in the doorway. This was of sufficient height to be seen by the infra-red sensors which were responsible for the wall-following, but not by the sonar sensors. After each learning trial in this environment, the door was closed and a non-learning trial in environment A was performed. The figures show that while no other features are detected, the open door is initially novel, but is learned over the three trials, and the closed door is initially recognised but is found progressively more novel as the novelty filter forgets about this perception (since the filter is not learning when the robot perceives the closed door).

The right of figure 6 shows the second experiment. A similar technique was used, again starting with the network weights learned in environment A in the first experiment. The robot learned about environment B, and after each learning trial was returned to environment A for a non-learning trial. Similar results can be seen - the robot initially finds parts of environment B novel, but learns to recognise it over the trials, while environment A, which is recognised at first, becomes more novel. Obviously, only particularly features of environment A are found novel, those which are not also seen in environment B. These are the crack in the wall near the beginning of the environment and the doorway, which is set into the wall less than those in environment B.

5 Summary and Conclusions

The experiments described have demonstrated that the novelty filter can be used to learn a model of an environment and detect deviations from this model. The second experiment demonstrated the ability of the filter to forget perceptions that have been learned previously. This means that the novelty filter will find novel features which are seen only occasionally or not seen for a long time. Therefore it can be trained in dynamic environments, where unforeseen and undesirable perceptions, such as people walking past the robot, can occur.

There are a number of areas which need further investigation. The integration of a number of additional sensory systems will allow the filter to be more widely applicable. In particular, the output of a monochrome CCD camera will be used. The images will need to be extensively preprocessed before being presented to the novelty filter to reduce computational time. In addition, an investigation into alternatives to the Self-Organising Map (SOM) used in this work is underway. There are a number of well documented problems with the SOM, such as the fact that the size of the network needs to be pre-determined, which means that the network can fill up, so that novel stimuli are incorrectly recognised as familiar. One possible solution is to use a growing network such as the Growing Neural Gas of Fritzke [3], another is to use a Mixture of Experts [7], with each expert learning a representation of a particular feature and voting on the novelty of perceptions. A committee of networks, where networks of varying sizes and training regimes vote on the response to a particular input [10, 15] could also be used.

Acknowledgements

This research is supported by a UK EPSRC Studentship.

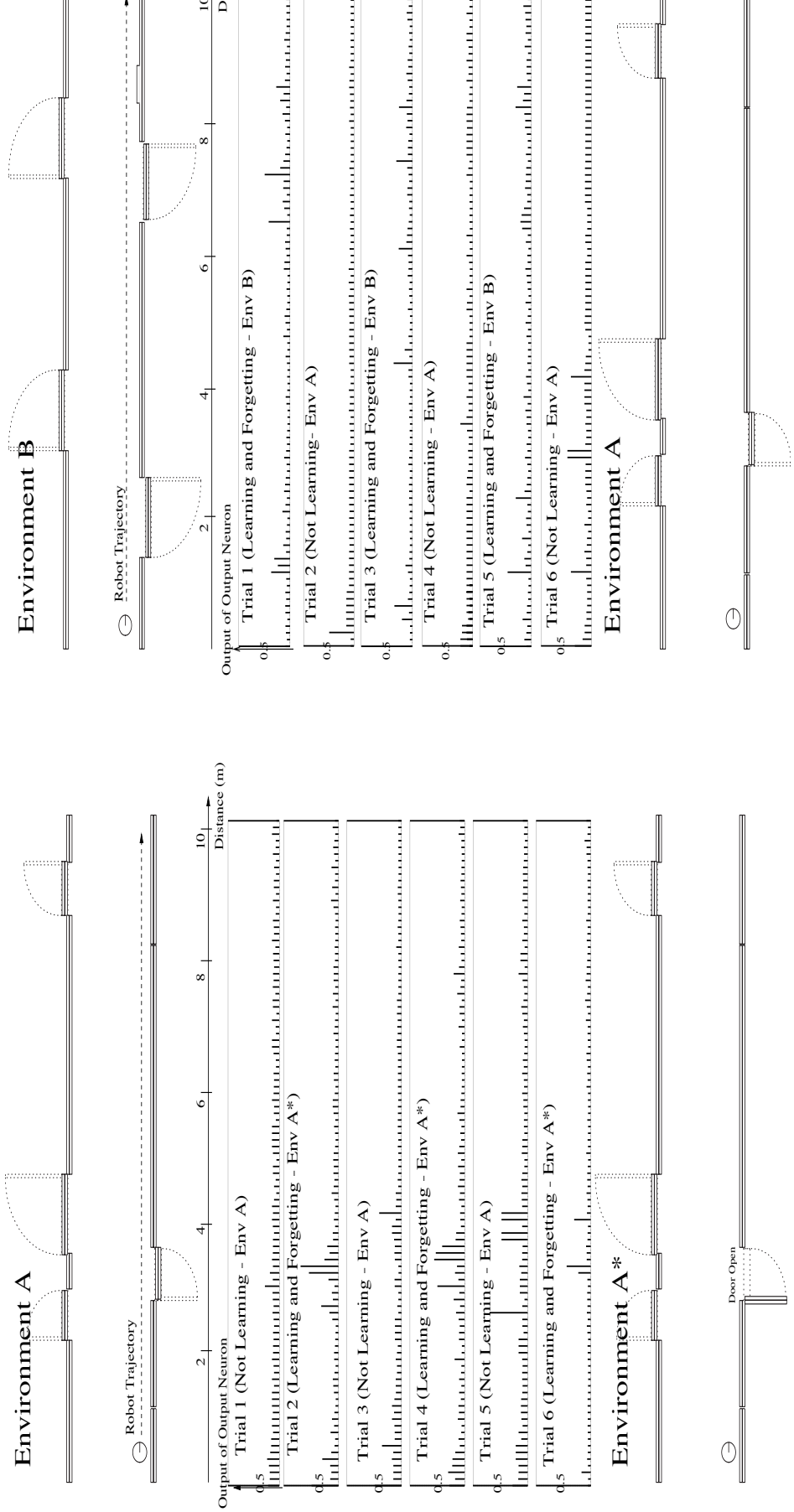

Figure 6: A demonstration of the effects of forgetting. In the figure on the left the robot was accustomed to environment A. The environment was then changed by opening a door (shown at the bottom of the figure) and the robot learned this new environment, with forgetting turned on. It can be seen that after every exploration, the trial with the door closed finds more novelty in this feature. A similar experiment is shown on the right, but using environments A and B. The results are similar and are discussed in section 4.2.

References

[1] Craig Bailey and M.C. Chen. Morphological basis of long-term habituation and sensitization in *aplysia*. *Science*, 220:91–93, 1983.

[2] C.M. Bishop. *Neural Networks for Pattern Recognition*. Oxford University Press, Oxford, England, 1995.

[3] Bernd Fritzke. A growing neural gas network learns topologies. In G. Tesauro, D. S. Touretzky, and T. K. Leen, editors, *Advances in Neural Information Processing Systems 7*, pages 625–632, Cambridge, MA, 1995. MIT Press.

[4] S. Greenberg, V. Castellucci, H. Bayley, and J. Schwartz. A molecular mechanism for long-term sensitisation in *aplysia*. *Nature*, 329:62–65, 1987.

[5] P.M. Groves and R.F. Thompson. Habituation: A dual-process theory. *Psychological Review*, 77(5):419–450, 1970.

[6] Tuong Vinh Ho and Jean Rouat. Novelty detection based on relaxation time of a network of integrate–and–fire neurons. In *Proceedings of the 2nd IEEE World Congress on Computational Intelligence, WCCI'98*, pages 1524–1529, 1998.

[7] Michael I. Jordan and Robert A. Jacobs. Hierarchical mixtures of experts and the EM algorithm. *Neural Computation*, 6:181 – 214, 1994.

[8] Teuvo Kohonen. *Self-Organization and Associative Memory, 3rd ed.* Springer, Berlin, 1993.

[9] Teuvo Kohonen and E. Oja. Fast adaptive formation of orthogonalizing filters and associative memory in recurrent networks of neuron-like elements. *Biological Cybernetics*, 25:85–95, 1976.

[10] Anders Krogh and Jesper Vedelsby. Neural network ensembles, cross validation, and active learning. In G. Tesauro, D.S. Touretzky, and T.K. Leen, editors, *Advances in Neural Information Processing Systems 7*, pages 231 – 238. MIT Press, 1995.

[11] Stephen Marsland, Ulrich Nehmzow, and Jonathan Shapiro. Novelty detection for robot neotaxis. In *Proceedings of the 2nd International Symposium on Neural Compuatation (NC'2000)*, 2000.

[12] Alexandre Nairac, Neil Townsend, Roy Carr, Steve King, Peter Cowley, and Lionel Tarassenko. A system for the analysis of jet system vibration data. *Integrated Computer-Aided Engineering*, 6(1), 1999.

[13] Ulrich Nehmzow. Autonomous acquisition of sensor-motor couplings in robots. Technical Report UMCS-94-11-1, Department of Computer Science, University of Manchester, 1994.

[14] John O'Keefe and Lynn Nadel. *The Hippocampus as a Cognitive Map*. Oxford University Press, Oxford, England, 1977.

[15] Michael P. Perrone and Leon N. Cooper. When networks disagree: Ensemble methods for hybrid neural networks. In R.J. Mammone, editor, *Neural Networks for Speech and Image Processing*. Chapman–Hall, 1993.

[16] James C. Stanley. Computer simulation of a model of habituation. *Nature*, 261:146–148, 1976.

[17] L. Tarassenko, P. Hayton, N. Cerneaz, and M. Brady. Novelty detection for the identification of masses in mammograms. *Artificial Neural Networks*, 1995.

[18] Odin Taylor and John MacIntyre. Adaptive local fusion systems for novelty detection and diagnostics in condition monitoring. In *SPIE International Symposium on Aerospace/Defense Sensing*, 1998.

[19] R.F. Thompson and W.A. Spencer. Habituation: A model phenomenon for the study of neuronal substrates of behaviour. *Psychological Review*, 73(1):16–43, 1966.

[20] DeLiang Wang and Chochun Hsu. SLONN: A simulation language for modelling of neural networks. *Simulation*, 55:69–83, 1990.

[21] K. Worden, S.G. Pierce, G. Manson, W.R. Philp, W.J. Staszewski, and B. Culshaw. Detection of defects in composite plates using lamp waves and novelty detection. *International Journal of Systems Science*, 1999.

[22] Alexander Ypma and Robert P. Duin. Novelty detection using self-organizing maps. In *Proceedings of International Conference on Neural Information Processing and Intelligent Information Systems*, 1997.